


**A** Zip Swerve Slide Left (Also available as Swerve Right) PowerScope, PrimeTime | **B** Zip Slide (NEW! 2'6" Availability) PowerScope, PrimeTime | **M** Rumble & Roll Zip Slide PowerScope, PrimeTime | **D** Triple Slide PowerScope, PrimeTime | **E** Curved Zip Slide PowerScope, PrimeTime | **F** Wave Zip Slide PowerScope, PrimeTime | **Q** Double Swerve Zip Slide PowerScope, PrimeTime | **H** Double Zip Slide PowerScope, PrimeTime | **I** Dueling Wave Zip Slide PowerScope, PrimeTime | **J** Double Wave Zip Slide PowerScope, PrimeTime | **K** 360 Spiral Slide PowerScope, PrimeTime | **L** Stainless Steel Spiral Slide PowerScope, PrimeTime | **M** Stainless Steel Straight Chuter Slide PowerScope, PrimeTime | **N** Stainless Steel Double Chuter Slide PowerScope, PrimeTime | **O** Roller Slide PowerScope

**A** Single Sky Wheel Xscape 5 to 12 | **B** Twister Xscape 5 to 12 | **C** Suspended Pod Xscape 5 to 12 | **D** Log Roll PowerScope, PrimeTime | **E** Sky Wheel® PowerScope, PrimeTime | **F** Rock with Me PowerScope



**A** Lightning Climber PowerScope, PrimeTime | **B** Circle Climb Link PowerScope, PrimeTime | **C** Erratic Link PrimeTime | **D** Calypso Climber Incline PrimeTime |  
**E** Eleo 60 Degree Link PrimeTime | **F** Basic Eleo 60 Degree Link PrimeTime | **G** Eleo Link Climber PrimeTime | **H** Basic Eleo Link Climber PrimeTime |  
**I** Coral Link PowerScope | **J** Olympus Link PowerScope, PrimeTime | **K** Kai Climber PrimeTime | **L** Avalon Climber PrimeTime | **M** Edge Link PrimeTime |  
**N** ECHO Link PrimeTime | **O** TreeTop Traverse Link PowerScope, PrimeTime | **P** Sprouts Link PowerScope



**A** HiLine Climbing Link PowerScope, PrimeTime | **B** Wave Link PowerScope, PrimeTime | **C** Wiggle Wobble Link PowerScope, PrimeTime |  
**D** Air Walker Link PowerScope, PrimeTime | **E** Strider Climbing Link PowerScope, PrimeTime | **F** Challenge Canyon PowerScope, PrimeTime |  
**G** Hex Step Link PowerScope, PrimeTime | **H** Ripple Link PowerScope, PrimeTime | **I** Ergo Link PowerScope, PrimeTime | **J** Giant Wave Climber Link PowerScope, PrimeTime |  
**K** Traverse Link PrimeTime | **L** Wiggle Link PrimeTime | **M** Around the World Link PowerScope | **N** Conifer Climber Link PowerScope | **O** Vine Climber Link PowerScope |  
**P** Dragonfly Link PowerScope



**A** Net Tunnel PowerScope | **B** Cable Climb PowerScope | **C** Rope Span Climber PowerScope | **D** Diamond Web Link PowerScope | **E** Criss Cross Web Link PowerScope | **F** Rope Walk PowerScope | **G** Spider Web PowerScope | **H** Net Wall PowerScope - 2 deck span or 3 deck span (shown) | **I** Wind Web Xscape 5 to 12 | **J** Arched Chain Net Xscape 5 to 12 | **K** Jungle Vine Link Xscape 5 to 12 | **L** Metal Climbing Wall Link Xscape 5 to 12 | **M** X-Pod Steps Staggered Xscape 2 to 5 or 5 to 12 | **N** X-Pod Steps Semi-Circle Xscape 2 to 5 or 5 to 12 | **O** Mountain Climber Modular (FitKid) PowerScope | **P** Central Hub Modular (FitKid) PowerScope



**A** PrimeTime® Walk-In Double Fun-L | **B** PrimeTime® Fun-L Crawl Tube Link | **C** PrimeTime® Fun-L-Up and Across | **D** PrimeTime Walk-In Double Fun-L-Over | **E** PrimeTime® Crawl-In Double Fun-L-Up | **F** PrimeTime® 90 Degree Crawl Tube | **G** PrimeTime® 'S' Crawl Tube | **H** PrimeTime® Tunnel-Up Climber | **I** PrimeTime® Straight Crawl Tube | **J** PowerScope® Fun-L-Up and Around | **K** PowerScope® Walk-In Double Fun-L-Over | **L** PowerScope® Fun-L-Up and Across | **M** PowerScope® Crawl In Double Fun-L-Up | **N** PowerScope® Punched Steel Crawl Tube | **O** PowerScope® 'S' Crawl Tube | **P** PowerScope® Tunnel Up Crawl Tube | **Q** PowerScope® Straight Crawl Tube

⚠ WARNING: Installation over a hard surface such as concrete, asphalt, or packed earth may result in serious injury from falls.

Product details, pricing, and availability are subject to change. Visit [gametime.com](http://gametime.com) for the most up-to-date information.




**A** Sensory Wave Up & On Link PowerScope, PrimeTime | **B** Sensory Wave Double Up & On Link PowerScope, PrimeTime |  
**C** Sensory Wave Up & Around Link PowerScope, PrimeTime | **D** Sensory Wave Transfer PowerScope, PrimeTime | **E** Sensory Wave Up & On PowerScope, PrimeTime |  
**F** Sensory Wave Double Up & On PowerScope, PrimeTime | **G** Sensory Wave Up & Around PowerScope, PrimeTime




**A** Sensory Wave Panel with Stained Glass and 20" GT Sensor PowerScope | **B** Sensory Wave Panel with Chimes and 12" GT Sensor PowerScope |  
**C** Rain Panel PrimeTime | **D** Buzz Game Panel PrimeTime | **E** Spin Chimes Panel PrimeTime | **F** Bells Panel PrimeTime | **G** Roller Balls Panel PrimeTime |  
**H** Pond Explorer Panel PrimeTime | **I** Gadget Panel PowerScope | **J** Gadget Attachment PowerScope, PrimeTime, Xscape | **K** Gizmo Panel PowerScope |  
**L** Gizmo Panel PrimeTime | **M** ADA Crow's Nest with Half Panel PowerScope

## GT Sensors

Visual Sensors




Hypnetic Hourglass Twist Ball Pachinko Make it Rain Color Wheel



Red Orange Yellow Green Blue Flat Mirror Fun Mirror

Auditory Sensors



Spin Chimes Bells Giggle Box Buzz Game



Piano Adaptive Switch Capable JamBox Adaptive Switch Capable

Tactile Sensors



Roller Ball Pond Explorer Maze 3-in-a-Row

### Adaptive Switch Capable Sensors

Adaptive switch capability provides individuals with limited upper body or fine motor control the ability to activate auditory features.



Switch not included

## How to Use Gadgets, Sensors, and Gizmos

GameTime offers an expansive array of Gadgets, Sensors, and Gizmos for interactive and sensory play.

Gadgets can be installed in play system panels or freestanding frames to add interactive and social games throughout a play space.

GT Sensors provide visual, auditory, and tactile play elements in panels, freestanding frames, or our Sensory Wave Climbers and Ramps.

Gizmos are smaller than Gadgets and Sensors, but they pack a playful punch! Add them to play system panels wherever you want to give children a discoverable and fun experience.

**WARNING:** Installation over a hard surface such as concrete, asphalt, or packed earth may result in serious injury from falls.

## Gadget Choices



Air Lock Cog Panel, Attachment, Freestanding Frog Slide Puzzle Panel, Attachment, Freestanding 3 in a Row Panel, Attachment, Freestanding Color Wheel Panel, Attachment, Freestanding Twist Ball Run Panel, Attachment, Freestanding Pond Explorer Panel, Attachment, Freestanding



Steel Drum Panel, Attachment, Freestanding Letters & Maze Panel, Attachment, Freestanding Buzz Game Panel, Attachment, Freestanding

## Gizmo Choices



## Gadgets, Sensors, And Gizmos



30" Gadgets 20" GT Sensor 12" GT Sensor 11" Gizmos

Select your favorite Gadgets, Gizmos, and GT Sensors to integrate within panels, ramps, and climbers to provide a unique sensory experience at your playground.

Roto-Gen technology creates audible play without having to replace batteries. Children turn the handle to power the internal rechargeable/replaceable battery. The interactive games and activities enhance fine motor skills and keep the fun going!



**A** Sounds of Water Panel (Roto-Gen) PowerScape | **B** Animal Trackers Panel (Roto-Gen) PowerScape | **C** Farm Animal Sounds Half Panel (Roto-Gen) PowerScape | **D** Car Sounds Half Panel (Roto-Gen) PowerScape | **E** Wheels on the Bus Half Panel (Roto-Gen) PowerScape | **F** Drums Half Panel (Roto-Gen) PowerScape | **G** Keyboard Half Panel (Roto-Gen) PowerScape | **H** Lead Guitar Half Panel (Roto-Gen) PowerScape

**A** Ashiko & Djembe Xscape | **B** Bongos Xscape | **C** Ashiko & Djembe PowerScape, PrimeTime | **D** Ganja PowerScape, PrimeTime | **E** Udus PowerScape, PrimeTime | **F** Calabazo PowerScape, PrimeTime | **G** GTJams® Jam Box PowerScape, PrimeTime | **H** Train Whistle PowerScape, PrimeTime | **I** Mega Horn PowerScape, PrimeTime | **J** Bongos PowerScape, PrimeTime | **K** Solo Aluminum Music Panel PowerScape, PrimeTime | **L** Solo Fiberglass Music Panel PowerScape, PrimeTime | **M** Duo Music Panel PowerScape, PrimeTime | **N** Grand Chimes PowerScape, PrimeTime | **O** Composer Music Panel PowerScape, PrimeTime | **P** Maracas Panel PowerScape, PrimeTime | **Q** Dunun Drum Panel PowerScape, PrimeTime | **R** Metallophone PowerScape, PrimeTime

**⚠** WARNING: Installation over a hard surface such as concrete, asphalt, or packed earth may result in serious injury from falls.

Product details, pricing, and availability are subject to change. Visit [gameit.com](http://gameit.com) for the most up-to-date information.



**A** Battle Slider Game Panel PowerScope | **B** Pattern Sliders Play Panel PowerScope | **C** Ludo Game Panel PowerScope, PrimeTime | **D** Optical Illusion Panel PowerScope | **E** Dolphin Panel PowerScope, PrimeTime | **F** Sensory Fidget Panel PowerScope, PrimeTime | **G** Solar Explorer Panel PowerScope | **H** Solar System Panel PowerScope | **I** Water Cycle Panel PowerScope | **J** Nature Sensory Panel PrimeTime | **K** Flower Sensory Play Panel PrimeTime | **L** Concentric Counting Panel PrimeTime | **M** Washing Machine Panel PrimeTime | **N** Pixel Roller Panel PrimeTime | **O** Farm Shop Panel PrimeTime



### PlayCast Critters

These fun, playful critters are crafted from durable PlayCast resin and hand-painted for realistic detail. Easily attach these new companions to any play system upright - or pair them with the Find the Critters panel for a fun game of "I Spy" on the playground.

**A** PlayCast Nature Panel PowerScope | **B** PlayCast Sea Life Panel PowerScope | **C** PlayCast Reptiles Panel PowerScope | **D** PlayCast Nature Critters PowerScope | **E** PlayCast Sea Life Critters PowerScope | **F** PlayCast Reptile Critters PowerScope



**A** Answer Ball Panel PowerScope, PrimeTime | **B** Answer Ball Half Panel PowerScope, PrimeTime | **C** Animal Race Panel PowerScope, PrimeTime | **D** Animal Race Half Panel PowerScope, PrimeTime | **E** Space Race Panel PowerScope, PrimeTime | **F** Space Race Half Panel PowerScope, PrimeTime | **G** Automotive Race Panel PowerScope, PrimeTime | **H** Automotive Race Half Panel PowerScope, PrimeTime | **I** 3-in-a-Row Panel PrimeTime | **J** 3-in-a-Row Half Panel PrimeTime | **K** Puppy Maze Panel PrimeTime | **L** Puppy Maze Half Panel PrimeTime | **M** Fish Tile Panel PrimeTime | **N** Fish Tile Half Panel PrimeTime | **O** Truck Panel PrimeTime | **P** Truck Half Panel PrimeTime



**A** Flower Spinner Panel PowerScope, PrimeTime | **B** Apple Tree Panel PowerScope, PrimeTime | **C** Face Creator Panel PowerScope, PrimeTime | **D** Imagination Panel PowerScope, PrimeTime | **E** Communication Panel PowerScope | **F** Braille Panel PowerScope, PrimeTime | **G** Count and Spell Panel PrimeTime | **H** Maze Time Panel PowerScope | **I** Maze Panel PrimeTime | **J** Train Cabin Panel PowerScope | **K** Castle Window Panel PowerScope, PrimeTime | **L** Lil House Panel PrimeTime | **M** Counter Panel PowerScope, PrimeTime | **N** Store Window Panel PowerScope, PrimeTime | **O** Contoured Seat Panel PowerScope | **P** Wavy Mirror Panel PowerScope, PrimeTime




**A** Crawl Thru Panel PowerScape, PrimeTime | **B** Zoo Panel PrimeTime | **C** Bubble Panel PowerScape, PrimeTime | **D** Driver's Panel PowerScape | **E** Tic-Tac-Toe Panel PowerScape | **F** PowerScape® Decorative Panel with Steering Wheel PowerScape | **G** PowerScape® Decorative Panel with ThunderRing PowerScape | **H** PrimeTime® Decorative Panel with Steering Wheel PrimeTime | **I** PrimeTime® Decorative Panel with ThunderRing PrimeTime | **J** Funnel Crow's Nest with Steering Wheel PowerScape | **K** Funnel Crow's Nest with Telescope PowerScape | **L** Funnel Enclosure PowerScape | **M** ThunderRing Enclosure PowerScape | **N** Timbers Steering Wheel Enclosure PowerScape, PrimeTime | **O** Telescope Enclosure PowerScape, PrimeTime | **P** Versa Enclosure PowerScape, PrimeTime



**A** PowerScape® Guardrail Entryway PowerScape | **B** PowerScape® Barrier Entryway PowerScape | **C** PowerScape® Timbers Entryway PowerScape | **D** PowerScape® 3D Entryway PowerScape | **E** Aventus Entryway PowerScape | **F** Versa Entryway PowerScape | **G** Versa Hi Point Entryway PowerScape | **H** Versa Low Point Entryway PowerScape | **I** Versa Offset Entryway PowerScape, PrimeTime | **J** Accessible Versa Offset Entryway PowerScape | **K** PrimeTime® Entryway PrimeTime | **L** Versa Accessible Entryway PrimeTime



**A** PowerScape Guardrail Archway PowerScape | **B** PowerScape Barrier Archway PowerScape | **C** PowerScape Timbers Archway PowerScape | **D** PowerScape 3D Archway PowerScape | **E** Aventus Archway PowerScape | **F** Versa Archway PowerScape, PrimeTime | **G** Versa Archway with Socket PowerScape, PrimeTime | **H** PrimeTime Archway with Socket PrimeTime | **I** PrimeTime Archway PrimeTime | **J** PrimeTime Offset Archway PrimeTime | **K** Aventus Offset Archway PowerScape | **L** Versa Offset Archway PowerScape, PrimeTime | **M** Versa Double Offset Archway PowerScape | **N** PowerScape Double Entryway PowerScape



**A** Two Piece ADA Hex Deck - Coated Steel PowerScape | **B** Two Piece Hex Deck - Coated Steel PowerScape, PrimeTime | **C** Wide Triangle Deck - Coated Steel PowerScape | **D** Triangle Deck - Coated Steel PowerScape, PrimeTime | **E** Square Deck - Coated Steel PowerScape, PrimeTime | **F** Stepped Platform - Coated Steel PowerScape, PrimeTime | **G** Trapezoid Deck - Coated Steel PowerScape | **H** Deck with Internal Climber PowerScape Trapezoid and Square Decks | **I** Conversion Deck PowerScape to PrimeTime | **J** Odyssey Pod Extension Deck PrimeTime



**A Modern Transfer** (NEW! 2'6" Availability) PowerScape, PrimeTime | **B Transfer Platform** (NEW! 2'6" Availability) PowerScape, PrimeTime | **C Triangle Transfer Platform** PowerScape, PrimeTime | **D Transfer Systems** PowerScape, PrimeTime | **E Slide Transfer** PowerScape | **F Accessible Step** PowerScape, PrimeTime | **G Access Step for Overheads** PowerScape | **H 12" Transfer Platform** PowerScape, PrimeTime | **I Deck Curb** PowerScape, PrimeTime | **J 12" Handhold with Kickplate** PowerScape, PrimeTime | **K 18" Handhold with Kickplate and Rung** PowerScape, PrimeTime | **L Rung Kickplate** PowerScape | **M Vertical HDPE Ladder** PowerScape, PrimeTime | **N Wide Ramp** PowerScape | **O Inclined Ramp** PowerScape | **P Sensory Wave Ramp** PowerScape - See p180 for GT Sensor options



**A 6' Ramp Guardrail Attachment** PowerScape | **B 6' Ramp Barrier Attachment** PowerScape | **C 6' Ramp Timbers Link** PowerScape | **D 6' Ramp PowerScape® 3D Link** PowerScape | **E 90 Degree PlayPort Bridge** PowerScape | **F Timbers PlayPort Bridge** PowerScape | **G Double PlayPort Bridge** PowerScape | **H Timbers Double PlayPort Bridge** PowerScape | **I Funnel Bridge** PowerScape, PrimeTime - Single, Double, Curved | **J Sloped Funnel Climber** PowerScape, PrimeTime | **K Rock Ridge Bridge** PowerScape - PowerScape 3D shown | **L Suspension Bridge** PowerScape, PrimeTime | **M Wave Bridge Low** PowerScape | **N Wave Bridge Hi** PowerScape



**A** Leaning Rail PowerScape, PrimeTime | **B** Seat and Table for Two PowerScape, PrimeTime | **C** Nature Discovery Table PowerScape, PrimeTime | **D** Fun Seat Xscape 2 to 5 or 5 to 12 (shown) | **E** Double Seats Xscape 2 to 5 or 5 to 12 - Single or Double Seat Options | **F** Fun Seat PowerScape, PrimeTime | **G** Double Seats PowerScape, PrimeTime - Single or Double Seat Options | **H** Leaf Seat PowerScape | **I** Wayfinder Signs - Climb PowerScape, PrimeTime | **J** Wayfinder Signs - Slide PowerScape, PrimeTime | **K** Wayfinder Signs - Step PowerScape, PrimeTime | **L** Wayfinder Signs - Music PowerScape, PrimeTime | **M** Wayfinder Signs - Ramp PowerScape, PrimeTime | **N** Talk Tube PowerScape, PrimeTime | **O** Flower Talk Tube PowerScape, PrimeTime | **P** Telescope PowerScape, PrimeTime - Note: The lenses do not magnify objects | **Q** Hand Cycler PowerScape, PrimeTime | **R** ThunderRing PowerScape, PrimeTime



**A** PlayCast Nature Critters PowerScape | **B** PlayCast Sea Life Critters PowerScape | **C** PlayCast Reptile Critters PowerScape | **D** Noodle Topper PowerScape, PrimeTime | **E** Single Leaf Topper PowerScape, PrimeTime | **F** Double Leaf Topper PowerScape, PrimeTime | **G** Conifer Topper PowerScape | **H** Shadow Grove 3D PowerScape | **I** Shadow Tree 3D Single PowerScape | **J** Shadow Play® Single PowerScape



**A Umbrella Canopy** PowerScope, PrimeTime, Xscape, RockScope | **B Square Canopy** PowerScope, PrimeTime | **C Sail** PowerScope | **D 4D Sail** PowerScope |  
**E Hex Canopy** (NEW! 14' and 20' PrimeTime availability) PowerScope, PrimeTime | **F Equilateral** PowerScope, PrimeTime | **G Quadratic** PowerScope, PrimeTime |  
**H Hexagonal** PowerScope, PrimeTime | **I 8-Post Integrated Shade** PowerScope, 2 square deck span, 3 square deck span or 3 hex deck span | **J Shale Roof** PrimeTime |  
**K Sail Roof** PowerScope | **L PowerScope Umbra Roof - Triangle** | **M PowerScope Umbra Roof - Square** | **N PowerScope Umbra Roof - Hex** |  
**O PrimeTime Umbra Roof - Triangle** | **P PrimeTime Umbra Roof - Square** | **Q PrimeTime Umbra Roof - Hex**



**A Timbers Slant Roof** PowerScope, PrimeTime | **B Timbers Half Hex Roof** PowerScope, PrimeTime | **C Timbers Hex Roof** PowerScope, PrimeTime |  
**D Hoop Roof** PowerScope | **E Modern Triangle Roof** PowerScope | **F Modern Square Roof** PowerScope, PrimeTime |  
**H Angled Hoop Roof** PowerScope, Available as Single or Double | **I Rake Roof** PowerScope | **J Kite Roof 4 Square** PowerScope | **K Kite Roof Hex** PowerScope |  
**L Tin Roof 4 Wide Tri** PowerScope | **M Tin Roof 4 Square** PowerScope | **N Tin Roof Cross Gable** PowerScope | **O Tin Roof Gable - Standard** PowerScope |  
**P Tin Roof Gable - End Gable** PowerScope | **Q Tin Roof Gable - Gable Filler** PowerScope

# System Collection



165 New and Exciting  
**Play Systems**

Find the Perfect Playground for Your  
**Space and Budget**

Play for Children that  
**Excites and Inspires**

Welcome

This play equipment  
is designed for  
children

**5 to 12**  
years old

adult supervision is  
recommended

## PowerScope

**\$45K - \$85K**



Scan for price and details on these and similar systems.



**Hampton Cove**  
#PS25021  
ASTM Use Zone: 32'0" x 43'0" (9.8m x 13.1m)  
Recommended Ages: 5 to 12 years



**Milky Way**  
#PS25065  
ASTM Use Zone: 39'0" x 41'0" (11.9m x 12.5m)  
Recommended Ages: 5 to 12 years



**Grand Prix**  
#PS25047  
ASTM Use Zone: 36'0" x 42'0" (11.0m x 12.8m)  
Recommended Ages: 5 to 12 years



**Whirlaway**  
#PS25042  
ASTM Use Zone: 43'0" x 40'0" (13.1m x 12.2m)  
Recommended Ages: 5 to 12 years



**Woodmill Trace**  
#PS25025  
ASTM Use Zone: 32'0" x 53'0" (9.8m x 16.2m)  
Recommended Ages: 5 to 12 years



**Commanding Curve**  
#PS25031  
ASTM Use Zone: 28'0" x 36'0" (8.5m x 11.0m)  
Recommended Ages: 5 to 12 years



**New Market**  
#PS25020  
ASTM Use Zone: 31'0" x 64'0" (9.4m x 19.5m)  
Recommended Ages: 5 to 12 years



**Bell Grove**  
#PS25023  
ASTM Use Zone: 32'0" x 42'0" (9.8m x 12.8m)  
Recommended Ages: 5 to 12 years



**Chapman Mountain**  
#PS25006  
ASTM Use Zone: 34'0" x 56'0" (10.4m x 17.1m)  
Recommended Ages: 5 to 12 years



**Ice Box**  
#PS25030  
ASTM Use Zone: 39'0" x 43'0" (11.9m x 13.1m)  
Recommended Ages: 5 to 12 years



**Providence**  
#PS25018  
ASTM Use Zone: 48'0" x 49'0" (14.6m x 14.9m)  
Recommended Ages: 5 to 12 years



**Oxer**  
#PS25049  
ASTM Use Zone: 41'0" x 44'0" (12.5m x 13.4m)  
Recommended Ages: 5 to 12 years



**Shocker**  
#PS25041  
ASTM Use Zone: 41'0" x 54'0" (12.5m x 16.5m)  
Recommended Ages: 5 to 12 years



**Redstone**  
#PS25005  
ASTM Use Zone: 40'0" x 32'0" (12.2m x 9.8m)  
Recommended Ages: 5 to 12 years

## PowerScope

**\$85K - \$105K**



Scan for price and details on these and similar systems.



**New Hope**  
#PS25073  
ASTM Use Zone: 44'0" x 42'0" (13.4m x 12.8m)  
Recommended Ages: 5 to 12 years



**Oakwood**  
#PS25010  
ASTM Use Zone: 35'0" x 40'0" (10.7m x 12.2m)  
Recommended Ages: 5 to 12 years



**Six Mile**  
#PS25071  
ASTM Use Zone: 34'0" x 50'0" (10.4m x 15.2m)  
Recommended Ages: 5 to 12 years



**Big Red**  
#PS25043  
ASTM Use Zone: 51'0" x 55'0" (15.5m x 16.8m)  
Recommended Ages: 2 to 5 years



**Frosted**  
#PS25036  
ASTM Use Zone: 29'0" x 45'0" (8.8m x 13.7m)  
Recommended Ages: 2 to 5 or 5 to 12 years



**Sandcrab**  
#PS25040  
ASTM Use Zone: 47'0" x 48'0" (14.3m x 14.6m)  
Recommended Ages: 5 to 12 years



**Blevins Gap**  
#PS25007  
ASTM Use Zone: 42'0" x 55'0" (12.8m x 16.8m)  
Recommended Ages: 5 to 12 years



**Fall Creek**  
#CR20004  
ASTM Use Zone: 62'0" x 56'0" (18.9m x 17.1m)  
Recommended Ages: 5 to 12 years



**Five Points**  
#PS25012  
ASTM Use Zone: 41'0" x 46'0" (12.5m x 14.0m)  
Recommended Ages: 5 to 12 years



**Space Station**  
#PS25067  
ASTM Use Zone: 31'0" x 50'0" (9.4m x 15.2m)  
Recommended Ages: 5 to 12 years



**Lincoln Mill**  
#PS25028  
ASTM Use Zone: 38'0" x 49'0" (11.6m x 14.9m)  
Recommended Ages: 5 to 12 years



**Bascule**  
#PS25056  
ASTM Use Zone: 38'0" x 49'0" (11.6m x 14.9m)  
Recommended Ages: 5 to 12 years



**Grissom**  
#PS25001  
ASTM Use Zone: 50'0" x 42'0" (15.3m x 12.8m)  
Recommended Ages: 5 to 12 years



**Twickenham**  
#PS25000  
ASTM Use Zone: 43'0" x 42'0" (13.1m x 12.8m)  
Recommended Ages: 5 to 12 years

**PowerScope**  
\$105K - \$125K



Scan for price and details on these and similar systems.



**Aldridge Creek**  
#PS25011  
ASTM Use Zone: 35'0" x 43'0" (10.7m x 13.1m)  
Recommended Ages: 2 to 5 years



**Grotto Falls**  
#PS25029  
ASTM Use Zone: 37'0" x 56'0" (11.3m x 17.1m)  
Recommended Ages: 5 to 12 years



**Half Pass**  
#PS25046  
ASTM Use Zone: 36'0" x 53'0" (11.0m x 16.2m)  
Recommended Ages: 5 to 12 years



**Rainbow Gap**  
#PS25017  
ASTM Use Zone: 35'0" x 50'0" (10.7m x 15.2m)  
Recommended Ages: 5 to 12 years



**Bronco**  
#PS25052  
ASTM Use Zone: 58'0" x 43'0" (17.7m x 13.1m)  
Recommended Ages: 5 to 12 years



**Always Dreaming**  
#PS25032  
ASTM Use Zone: 41'0" x 36'0" (12.5m x 11.0m)  
Recommended Ages: 5 to 12 years



**Banana Slug**  
#PS25039  
ASTM Use Zone: 50'0" x 42'0" (15.2m x 12.8m)  
Recommended Ages: 5 to 12 years



**Lake Forest**  
#PS25077  
ASTM Use Zone: 40'0" x 42'0" (12.2m x 12.8m)  
Recommended Ages: 5 to 12 years

**PowerScope**  
\$125K - \$150K



Scan for price and details on these and similar systems.



**Alien Invasion**  
#PS25068  
ASTM Use Zone: 46'0" x 50'0" (14.0m x 15.2m)  
Recommended Ages: 5 to 12 years



**One Giant Leap**  
#PS25063  
ASTM Use Zone: 46'0" x 53'0" (14.0m x 16.2m)  
Recommended Ages: 5 to 12 years



**Hobbs Island**  
#PS25059  
ASTM Use Zone: 49'0" x 56'0" (14.9m x 17.1m)  
Recommended Ages: 5 to 12 years



**California Chrome**  
#PS25058  
ASTM Use Zone: 53'0" x 71'0" (16.2m x 21.6m)  
Recommended Ages: 5 to 12 years



**Byrd Spring**  
#PS25004  
ASTM Use Zone: 40'0" x 53'0" (12.2m x 16.2m)  
Recommended Ages: 5 to 12 years



**Palisade**  
#PS25053  
ASTM Use Zone: 59'0" x 47'0" (18.0m x 14.3m)  
Recommended Ages: 5 to 12 years



**Magnolia Park**  
#PS25079  
ASTM Use Zone: 41'0" x 64'0" (12.5m x 19.5m)  
Recommended Ages: 5 to 12 years



**Equitate**  
#PS25057  
ASTM Use Zone: 38'0" x 49'0" (11.6m x 14.9m)  
Recommended Ages: 5 to 12 years



**Empire Maker**  
#PS25062  
ASTM Use Zone: 40'0" x 42'0" (12.2m x 12.8m)  
Recommended Ages: 5 to 12 years



**Boundless**  
#PS25061  
ASTM Use Zone: 50'0" x 45'0" (15.2m x 13.7m)  
Recommended Ages: 5 to 12 years



**Braham Springs**  
#PS25014  
ASTM Use Zone: 42'0" x 56'0" (12.8m x 17.1m)  
Recommended Ages: 5 to 12 years



**Mount Carmel**  
#PS25016  
ASTM Use Zone: 41'0" x 44'0" (12.5m x 13.4m)  
Recommended Ages: 5 to 12 years



**Blast Off**  
#PS25064  
ASTM Use Zone: 42'0" x 56'0" (12.8m x 17.1m)  
Recommended Ages: 5 to 12 years



**Bethel Spring**  
#PS25022  
ASTM Use Zone: 43'0" x 44'0" (13.1m x 13.4m)  
Recommended Ages: 2 to 5 years



**Gobbler**  
#PS25035  
ASTM Use Zone: 46'0" x 53'0" (14.0m x 16.2m)  
Recommended Ages: 5 to 12 years



**Jumbo Shrimp**  
#PS25034  
ASTM Use Zone: 41'0" x 53'0" (12.5m x 16.2m)  
Recommended Ages: 5 to 12 years



**Nebula**  
#PS25069  
ASTM Use Zone: 34'0" x 50'0" (10.4m x 15.2m)  
Recommended Ages: 5 to 12 years



**Chase Creek**  
#PS25015  
ASTM Use Zone: 47'0" x 63'0" (14.3m x 19.2m)  
Recommended Ages: 5 to 12 years



**Liverpool**  
#PS25048  
ASTM Use Zone: 47'0" x 63'0" (14.3m x 19.2m)  
Recommended Ages: 5 to 12 years



**Burrill**  
#PS25078  
ASTM Use Zone: 42'0" x 58'0" (12.8m x 17.7m)  
Recommended Ages: 5 to 12 years

**WARNING:** Installation over a hard surface such as concrete, asphalt, or packed earth may result in serious injury from falls.

GameTime reserves the right to change the configuration, style, or price of any product at any time. See [gametime.com](http://gametime.com) or call 800-235-2440 for the latest product information.

**PowerScope**  
\$150K - \$185K



Scan for price and details on these and similar systems.



**Thunder Gulch**  
#PS25033  
ASTM Use Zone: 50'0" x 46'0" (15.2m x 14.0m)  
Recommended Ages: 5 to 12 years



**Jones Valley**  
#PS25003  
ASTM Use Zone: 40'0" x 58'0" (12.2m x 17.7m)  
Recommended Ages: 5 to 12 years



**On Deck and Up**  
#PS25055  
ASTM Use Zone: 58'0" x 80'0" (17.7m x 24.4m)  
Recommended Ages: 5 to 12 years



**Buck's Park**  
#CR20007  
ASTM Use Zone: 62'0" x 75'0" (18.9m x 22.9m)  
Recommended Ages: 2 to 5 or 5 to 12 years



**Fire Frog**  
#PS25038  
ASTM Use Zone: 47'0" x 56'0" (14.3m x 17.1m)  
Recommended Ages: 5 to 12 years



**Moon Lander**  
#PS25066  
ASTM Use Zone: 49'0" x 54'0" (14.9m x 16.5m)  
Recommended Ages: 5 to 12 years



**Blue Springs**  
#CR20006  
ASTM Use Zone: 73'0" x 91'0" (22.3m x 27.7m)  
Recommended Ages: 5 to 12 years



**Havoc**  
#PS25024  
ASTM Use Zone: 54'0" x 51'0" (16.5m x 15.5m)  
Recommended Ages: 5 to 12 years



**Bold Venture**  
#PS25060  
ASTM Use Zone: 58'0" x 77'0" (17.7m x 23.5m)  
Recommended Ages: 5 to 12 years



**Walnut Grove**  
#PS25084  
ASTM Use Zone: 50'0" x 60'0" (15.2m x 18.3m)  
Recommended Ages: 5 to 12 years



**Island Rising**  
#PS24029  
ASTM Use Zone: 56'4" x 52'8" (17.2m x 16.1m)  
Recommended Ages: 5 to 12 years



**Monte Sano**  
#PS25008  
ASTM Use Zone: 58'0" x 65'0" (17.8m x 19.8m)  
Recommended Ages: 5 to 12 years



**Passage**  
#PS25050  
ASTM Use Zone: 41'0" x 59'0" (12.5m x 18.0m)  
Recommended Ages: 5 to 12 years



**Blue Blob**  
#PS25044  
ASTM Use Zone: 44'0" x 69'0" (13.4m x 21.0m)  
Recommended Ages: 5 to 12 years

**PowerScope**  
\$185K+



Scan for price and details on these and similar systems.



**Green Mountain**  
#PS25013  
ASTM Use Zone: 43'0" x 58'0" (13.1m x 17.7m)  
Recommended Ages: 5 to 12 years



**Dallas Dazzler**  
#CR24000  
ASTM Use Zone: 46'3" x 50'6" (14.1m x 15.4m)  
Recommended Ages: 5 to 12 years



**Mallards Landing**  
#PS25081  
ASTM Use Zone: 52'0" x 50'0" (15.8m x 15.2m)  
Recommended Ages: 5 to 12 years



**Horned Toad**  
#PS25037  
ASTM Use Zone: 56'0" x 64'0" (17.1m x 19.5m)  
Recommended Ages: 5 to 12 years



**Bailey Cove**  
#PS25019  
ASTM Use Zone: 55'0" x 61'0" (16.8m x 18.6m)  
Recommended Ages: 5 to 12 years



**Tower Pass**  
#PS25023  
ASTM Use Zone: 56'8" x 92'9" (17.3m x 28.3m)  
Recommended Ages: 5 to 12 years



**Pirouette**  
#PS25051  
ASTM Use Zone: 36'0" x 74'0" (11.0m x 22.6m)  
Recommended Ages: 5 to 12 years



**Traverse**  
#PS25045  
ASTM Use Zone: 44'0" x 64'0" (13.4m x 19.5m)  
Recommended Ages: 5 to 12 years



**Angel's Island**  
#PS25085  
ASTM Use Zone: 54'0" x 65'0" (16.5m x 19.8m)  
Recommended Ages: 5 to 12 years



**PlayLab® Valiant Light**  
#CR24002  
ASTM Use Zone: 46'4" x 53'6" (14.1m x 16.3m)  
Recommended Ages: 5 to 12 years



**Curlicue**  
#PS24025  
ASTM Use Zone: 54'11" x 70'4" (16.7m x 21.4m)  
Recommended Ages: 5 to 12 years



**Risen Star**  
#PS25070  
ASTM Use Zone: 70'0" x 85'0" (21.3m x 25.9m)  
Recommended Ages: 5 to 12 years



**Access Alleyway**  
#PS25082  
ASTM Use Zone: 48'0" x 64'0" (14.6m x 19.5m)  
Recommended Ages: 5 to 12 years



**Cove Lake**  
#CR20003  
ASTM Use Zone: 107'0" x 160'0" (32.6m x 48.8m)  
Recommended Ages: 5 to 12 years

⚠ WARNING: Installation over a hard surface such as concrete, asphalt, or packed earth may result in serious injury from falls.

GameTime reserves the right to change the configuration, style, or price of any product at any time. See gametime.com or call 800-235-2440 for the latest product information.

## PrimeTime

\$25K - \$50K



Scan for price and details on these and similar systems.



**Berkshire**  
#PT24043  
ASTM Use Zone: 25'8" x 29'8" (7.8m x 9.0m)  
Recommended Ages: 2 to 5 Years



**Fontana with Shade**  
#PT24044  
ASTM Use Zone: 25'8" x 30'9" (7.8m x 9.4m)  
Recommended Ages: 5 to 12 Years



**Lumber Ridge**  
#PT24049  
ASTM Use Zone: 29'1" x 35'5" (8.9m x 10.8m)  
Recommended Ages: 5 to 12 Years



**Banks and Drops**  
#PT25030  
ASTM Use Zone: 30'0" x 36'0" (9.1m x 11.0m)  
Recommended Ages: 5 to 12 Years



**Gladstone with Shade**  
#PT24046  
ASTM Use Zone: 24'9" x 29'8" (7.5m x 9.0m)  
Recommended Ages: 5 to 12 Years



**Canyon Ridge with Shade**  
#PT24048  
ASTM Use Zone: 28'2" x 30'11" (8.6m x 9.4m)  
Recommended Ages: 5 to 12 Years




**Warner**  
#PT24034CA  
ASTM Use Zone: 30'1" x 33'2" (9.2m x 10.1m)  
Recommended Ages: 2 to 5 Years



**Blue Hen**  
#PT25028  
ASTM Use Zone: 29'0" x 32'0" (8.8m x 9.8m)  
Recommended Ages: 5 to 12 Years



**Raceway**  
#PT24057  
ASTM Use Zone: 32'8" x 45'9" (10.0m x 13.9m)  
Recommended Ages: 5 to 12 Years



**Elk Wood with Shade**  
#PT24051  
ASTM Use Zone: 27'6" x 37'1" (8.4m x 11.3m)  
Recommended Ages: 5 to 12 Years



**Sutherland with Shade**  
#PT24056  
ASTM Use Zone: 27'8" x 41'10" (8.4m x 12.8m)  
Recommended Ages: 5 to 12 Years



**Somerset with Shade**  
#PT24055  
ASTM Use Zone: 34'0" x 33'7" (10.4m x 10.2m)  
Recommended Ages: 5 to 12 Years



**Wade Mountain**  
#PT25013  
ASTM Use Zone: 39'0" x 47'0" (11.9m x 14.3m)  
Recommended Ages: 5 to 12 Years



**Launch Pad**  
#PT25035  
ASTM Use Zone: 31'0" x 41'0" (9.4m x 12.5m)  
Recommended Ages: 2 to 5 years

## PrimeTime

\$50K - \$80K



Scan for price and details on these and similar systems.



**Chaffee**  
#PT25002  
ASTM Use Zone: 30'0" x 34'0" (9.2m x 10.4m)  
Recommended Ages: 2 to 5 years



**Blackwood Forest**  
#PT24063  
ASTM Use Zone: 40'6" x 35'7" (12.3m x 10.8m)  
Recommended Ages: 5 to 12 Years



**Lily Flag**  
#PT25000  
ASTM Use Zone: 48'8" x 36'7" (14.8m x 11.2m)  
Recommended Ages: 5 to 12 years



**Lacey Spring**  
#PT25006  
ASTM Use Zone: 39'0" x 30'6" (11.9m x 9.3m)  
Recommended Ages: 5 to 12 years



**Explorer Way**  
#PT25016  
ASTM Use Zone: 36'0" x 41'0" (11.0m x 12.5m)  
Recommended Ages: 2 to 5 years



**Oak Dairy**  
#PT25025  
ASTM Use Zone: 39'5" x 30'8" (12.0m x 9.4m)  
Recommended Ages: 2 to 5 or 5 to 12 years



**Triple Combo**  
#PT25029  
ASTM Use Zone: 31'0" x 39'0" (9.4m x 11.9m)  
Recommended Ages: 5 to 12 years



**Renewed Energy**  
#PT24017  
ASTM Use Zone: 42'6" x 32'0" (13.0m x 9.8m)  
Recommended Ages: 5 to 12 years



**Sliding Stop**  
#PT25027  
ASTM Use Zone: 35'0" x 40'0" (10.7m x 12.2m)  
Recommended Ages: 5 to 12 years



**Watch Me Go**  
#PT25018  
ASTM Use Zone: 37'0" x 34'0" (11.3m x 10.4m)  
Recommended Ages: 2 to 5 years



**Lendon Park**  
#PT25037  
ASTM Use Zone: 39'0" x 50'0" (11.9m x 15.2m)  
Recommended Ages: 2 to 5 years



**Martin Hollow**  
#PT25038  
ASTM Use Zone: 54'0" x 54'0" (16.5m x 16.5m)  
Recommended Ages: 5 to 12 years



**Blossomwood**  
#PT25001  
ASTM Use Zone: 38'0" x 48'0" (11.6m x 14.7m)  
Recommended Ages: 5 to 12 years



**Maple Hill**  
#PT25007  
ASTM Use Zone: 36'0" x 45'0" (11.0m x 13.7m)  
Recommended Ages: 5 to 12 years

**PrimeTime**  
\$80K - \$135K



Scan for price and details on these and similar systems.



**Good Magic**  
#PT25020  
ASTM Use Zone: 32'0" x 55'0" (9.8m x 16.8m)  
Recommended Ages: 5 to 12 years



**Whitesburg**  
#PT25004  
ASTM Use Zone: 36'0" x 43'0" (11.0m x 13.1m)  
Recommended Ages: 5 to 12 years



**Flying Change**  
#PT25026  
ASTM Use Zone: 36'0" x 45'0" (11.0m x 13.7m)  
Recommended Ages: 5 to 12 years



**Pommel**  
#PT25031  
ASTM Use Zone: 31'0" x 44'0" (9.4m x 13.4m)  
Recommended Ages: 5 to 12 years



**Bree's Spring**  
#PT25039  
ASTM Use Zone: 38'0" x 36'0" (11.6m x 11.0m)  
Recommended Ages: 5 to 12 years



**Ferdinand's Mountain**  
#PT25036  
ASTM Use Zone: 39'0" x 68'0" (11.9m x 20.7m)  
Recommended Ages: 2 to 12 years



**Willowbrook**  
#PT25003  
ASTM Use Zone: 32'0" x 45'0" (9.8m x 13.8m)  
Recommended Ages: 5 to 12 years




**Revolutionary**  
#PT25021  
ASTM Use Zone: 47'0" x 58'0" (14.3m x 17.7m)  
Recommended Ages: 5 to 12 years



**Martingale**  
#PT25032  
ASTM Use Zone: 45'0" x 54'0" (13.7m x 16.5m)  
Recommended Ages: 5 to 12 years



**Dragon Forge**  
#PT25040  
ASTM Use Zone: 33'0" x 46'0" (10.1m x 14.0m)  
Recommended Ages: 2 to 5 years



**Ditto Landing**  
#PT25014  
ASTM Use Zone: 40'0" x 75'0" (12.2m x 22.9m)  
Recommended Ages: 5 to 12 years



**Orbiter**  
#PT25034  
ASTM Use Zone: 45'0" x 51'0" (13.7m x 15.5m)  
Recommended Ages: 5 to 12 years



**Hays Farm**  
#PT25010  
ASTM Use Zone: 60'0" x 41'0" (18.3m x 12.5m)  
Recommended Ages: 5 to 12 years



**Spectacular Bid**  
#PT25023  
ASTM Use Zone: 62'0" x 91'0" (18.9m x 27.7m)  
Recommended Ages: 5 to 12 years

⚠ WARNING: Installation over a hard surface such as concrete, asphalt, or packed earth may result in serious injury from falls.

**Xscape**  
\$30K - \$105K



Scan for price and details on these and similar systems.



**Alvaro**  
#XS23000  
ASTM Use Zone: 45'7" x 32'11" (13.9m x 10.0m)  
Recommended Ages: 2 to 5 years



**Bingham**  
#XS23001  
ASTM Use Zone: 41'3" x 29'5" (12.6m x 9.0m)  
Recommended Ages: 5 to 12 years



**Challis**  
#XS23002  
ASTM Use Zone: 37'8" x 35'2" (11.5m x 10.7m)  
Recommended Ages: 2 to 5 years



**Lakeland**  
#XS21004  
ASTM Use Zone: 27'0" x 49'0" (8.2m x 14.9m)  
Recommended Ages: 2 to 5 years



**Isle Royale**  
#XS15316  
ASTM Use Zone: 39'0" x 39'0" (11.9m x 11.9m)  
Recommended Ages: 5 to 12 years



**Riptide**  
#XS24002  
ASTM Use Zone: 39'6" x 35'3" (12.0m x 10.7m)  
Recommended Ages: 5 to 12 years



**Timpanogos**  
#XS21001  
ASTM Use Zone: 40'0" x 51'0" (12.2m x 15.5m)  
Recommended Ages: 5 to 12 years



**Threefold**  
#XS21000  
ASTM Use Zone: 32'0" x 41'0" (9.8m x 12.5m)  
Recommended Ages: 5 to 12 years



**Cedar Swamp**  
#XS15302  
ASTM Use Zone: 36'0" x 41'0" (11.0m x 12.5m)  
Recommended Ages: 5 to 12 years



**Mantis**  
#XS25000  
ASTM Use Zone: 39'0" x 43'0" (11.9m x 13.1m)  
Recommended Ages: 5 to 12 years



**PlayLab® Fusion**  
#OC22009  
ASTM Use Zone: 30'0" x 49'0" (9.1m x 14.9m)  
Recommended Ages: 5 to 12 years



**Asteroid Belt**  
#XS25001  
ASTM Use Zone: 33'0" x 46'0" (10.1m x 14.0m)  
Recommended Ages: 5 to 12 years



**Virtuoso**  
#XS24001  
ASTM Use Zone: 44'2" x 54'7" (13.5m x 16.6m)  
Recommended Ages: 5 to 12 years

GameTime reserves the right to change the configuration, style, or price of any product at any time. See gametime.com or call 800-235-2440 for the latest product information.

## NDS Inclusion Starting at \$115K



These systems are designed using best practice research and qualify as National Demonstration Sites for Inclusive Play.



Scan for price and details on these and similar systems.



**Marshall Park**  
#PS24043  
ASTM Use Zone: 49'0" x 60'0" (14.9m x 18.3m)  
Recommended Ages: 2 to 5 or 5 to 12 years



**Advocate**  
#PS17211  
ASTM Use Zone: 49'0" x 56'0" (14.9m x 17.1m)  
Recommended Ages: 5 to 12 Years



**Harmon**  
#PS24059  
ASTM Use Zone: 76'0" x 72'0" (23.2m x 21.9m)  
Recommended Ages: 5 to 12 years



**Begonias Lane**  
#PS24053  
ASTM Use Zone: 74'0" x 64'0" (22.6m x 19.5m)  
Recommended Ages: 2 to 5 or 5 to 12 years



**Hilton-Parma**  
#PS24061  
ASTM Use Zone: 73'0" x 79'0" (22.3m x 24.1m)  
Recommended Ages: 2 to 5 years



**Shenwood Grove**  
#PS24065  
ASTM Use Zone: 42'0" x 131'0" (12.8m x 39.9m)  
Recommended Ages: 2 to 5 years



**Blue Island**  
#PS17227  
ASTM Use Zone: 70'0" x 72'0" (21.3m x 21.9m)  
Recommended Ages: 5 to 12 Years



**Rockburn Branch**  
#PS24063  
ASTM Use Zone: 90'0" x 112'0" (27.4m x 34.1m)  
Recommended Ages: 2 to 5 or 5 to 12 years



**Green Meadow**  
#PS24056  
ASTM Use Zone: 124'0" x 103'0" (37.8m x 31.4m)  
Recommended Ages: 5 to 12 years



**Fascination Factor**  
#PS23005  
ASTM Use Zone: 60'0" x 69'0" (18.3m x 21.1m)  
Recommended Ages: 5 to 12 years



**Hop Porter**  
#PS24060  
ASTM Use Zone: 85'0" x 171'0" (25.9m x 52.1m)  
Recommended Ages: 5 to 12 years



**Klondike**  
#PS24020  
ASTM Use Zone: 88'0" x 122'0" (26.8m x 37.2m)  
Recommended Ages: 5 to 12 Years



**Fishback**  
#PS24058  
ASTM Use Zone: 120'0" x 131'0" (36.6m x 39.9m)  
Recommended Ages: 2 to 5 or 5 to 12 years

**WARNING:** Installation over a hard surface such as concrete, asphalt, or packed earth may result in serious injury from falls.

## NDS Play On! Starting at \$60K



These systems are designed using best practice research and qualify as National Demonstration Sites for Youth Physical Activity.



Scan for price and details on these and similar systems.



**Westview Place**  
#PS24044  
ASTM Use Zone: 40'0" x 48'0" (12.2m x 14.6m)  
Recommended Ages: 2 to 5 years



**Sirius**  
#PS20202  
ASTM Use Zone: 59'0" x 73'0" (18.0m x 22.3m)  
Recommended Ages: 5 to 12 Years



**Belwood**  
#PT24042  
ASTM Use Zone: 52'0" x 66'0" (15.8m x 20.1m)  
Recommended Ages: 5 to 12 Years



**Upton**  
#PS24052  
ASTM Use Zone: 70'0" x 89'0" (21.3m x 27.1m)  
Recommended Ages: 2 to 5 or 5 to 12 years



**Clearwater**  
#PS17221  
ASTM Use Zone: 51'0" x 53'0" (15.6m x 16.2m)  
Recommended Ages: 5 to 12 years



**Art Academy**  
#PT24074  
ASTM Use Zone: 49'0" x 199'0" (14.9m x 60.7m)  
Recommended Ages: 5 to 12 years



**Pioneer Point**  
#PS24045  
ASTM Use Zone: 74'0" x 71'0" (22.6m x 21.6m)  
Recommended Ages: 2 to 5 or 5 to 12 years



**Ramona**  
#PS24051  
ASTM Use Zone: 62'0" x 108'0" (18.9m x 32.9m)  
Recommended Ages: 2 to 5 or 5 to 12 years



**Tallahatchie**  
#PT24075  
ASTM Use Zone: 76'0" x 127'0" (23.2m x 38.7m)  
Recommended Ages: 2 to 5 years



**Getty**  
#PS24041  
ASTM Use Zone: 49'0" x 101'0" (14.9m x 30.8m)  
Recommended Ages: 5 to 12 years



**Keiper**  
#PS24067  
ASTM Use Zone: 69'0" x 136'0" (21.0m x 41.5m)  
Recommended Ages: 2 to 5 or 5 to 12 years



**Schoolcraft**  
#PS24042  
ASTM Use Zone: 82'0" x 77'0" (25.0m x 23.5m)  
Recommended Ages: 5 to 12 years



**Show and Tell**  
#PS24024  
ASTM Use Zone: 64'2" x 83'0" (19.6m x 25.3m)  
Recommended Ages: 5 to 12 years

GameTime reserves the right to change the configuration, style, or price of any product at any time. See [gametime.com](http://gametime.com) or call 800-235-2440 for the latest product information.

# Outdoor Fitness



Fun Ways To


## Stay Active

Solutions for Any Space or Budget

**Ready, Set, Go**

Accessible & Therapeutic Options

**Keep Moving**



## Healthy Habits for a Lifetime

By creating spaces that encourage children and adults to exercise together, you help everyone develop healthy, active habits to build upon for the rest of their lives.



**⚠ WARNING:** Installation over a hard surface such as concrete, asphalt, or packed earth may result in serious injury from falls.

## Plan Your Outdoor Fitness Space

Our parent company, PlayCore, wrote *Outdoor Adult Fitness Parks* to help you plan an outdoor fitness space for adults.

Request a copy at [gametime.com/fitness](http://gametime.com/fitness) and learn how to become a National Demonstration Site.



Product details, pricing, and availability are subject to change. Visit [gametime.com](http://gametime.com) for the most up-to-date information.

## Design the Perfect Fit

Your community is unique - your outdoor fitness space should be too! Choose from our massive collection of fitness gym products to create the perfect outdoor gym for people of all ages and abilities.

### Backed by Research


We design outdoor fitness spaces that address all five elements of a well-rounded workout:

- Muscle Fitness
- Core Fitness
- Aerobic Fitness
- Flexibility
- Balance



Compact Designs for  
**Maximum Fitness**

# THRIVE<sup>®</sup>



- 1 Compact Design**  
THRIVE fitness systems accommodate multiple users at once, offering a variety of personal and group training options in as little as 250-square-feet. Its compact design sparks connections across all social backgrounds through fitness.
- 2 Integrated Shade**  
Keep your workout cooler and more comfortable with integrated shade options for all THRIVE models. The integrated design saves space and eliminates the need for additional footers.
- 3 Scalable Workouts**  
THRIVE delivers a full-body workout that evolves with the user. Each training station features adaptive options to meet all ability levels (beginner, intermediate, and advanced), ensuring everyone has the opportunity to stay active.

Product details, pricing, and availability are subject to change. Visit [gametime.com](http://gametime.com) for the most up-to-date information.

### 5 Training Stations

- Step-Up Platforms (12" and 18")
- Swedish Ladder
- Decline Sit-Up Bench
- Variable Pull-Up Station



**THRIVE® 250**  
 #14911 \$16,108  
 ASTM Use Zone: 17'4" x 19'8" (5.3m x 6.0m)  
 ASTM Fall Height: 8' (2.4m)  
 Recommended Ages: 13+ years

### 10 Training Stations

- Step-Up Platforms (12", 18", and 24")
- Variable Pull-Up Station
- Variable Push-Up Station
- Variable Press
- Variable Monkey Bars
- Swedish Ladder
- Decline Sit-Up Bench
- Knee-Lift Dip Station



**THRIVE® 450**  
 #14912 \$32,781  
 ASTM Use Zone: 17'10" x 30'3" (5.4m x 9.2m)  
 ASTM Fall Height: 8' (2.4m)  
 Recommended Ages: 13+ years

### 12 Training Stations

- Overhead Ladder
- Twist Across
- Step-up Platform
- Pull-up Station
- Rope Climb
- Varied Press
- Knee Lift Dip Station
- Up & Over Station
- Down and Under Station
- Pull Through Station
- Sit-Up Station
- Plyometric Station



**THRIVE® 700**  
 #14933 \$51,724  
 ASTM Use Zone: 30'3" x 23'11" (9.2m x 7.3m)  
 ASTM Fall Height: 10' (3.1m)  
 Recommended Ages: 13+ years



### 20 Training Stations

- Step-Up Platforms (12", 18", and 24")
- Cardio Step Ball Slam Station
- Variable Pull-Up Station
- Variable Push-Up Station
- Variable Press
- Variable Monkey Bars
- Variable Row Station
- Inverted Cargo Climb
- Gymnast Bar
- Gymnast Rings
- Variable Overhead Rings and Lateral Traverse
- Swedish Ladder
- Slackline Station
- Decline Sit-Up Bench
- Knee-Lift Dip Station
- Medicine Ball Throw Station
- Rope Ladder
- Dual Ropes



**THRIVE® 900**  
 #14913 \$72,718  
 ASTM Use Zone: 36'4" x 41'1" (11.1m x 12.5m)  
 ASTM Fall Height: 8' (2.4m)  
 Recommended Ages: 13+ years



**THRIVE Shade**  
 #14932 \$6,097  
 With integrated shade options for THRIVE, you can make the outdoor fitness experience more comfortable so people exercise for longer periods of time. Order a single shade for THRIVE 250, two shades for THRIVE 450 or three shades for THRIVE 900 to maximize UV protection.



**THRIVE 700 Shade**  
 #14935 \$12,000  
 Designed specifically for THRIVE 700, this integrated shade provides maximum UV protection and keeps people cooler and more comfortable while exercising.


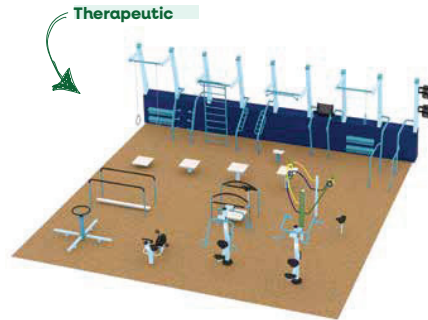


**THRIVE® Instructional Sign**  
 #14936  
 Each THRIVE system includes a label with a QR code users can scan to view instructional videos. You can also select a THRIVE instructional sign to install near your system to help users maximize their THRIVE experience.



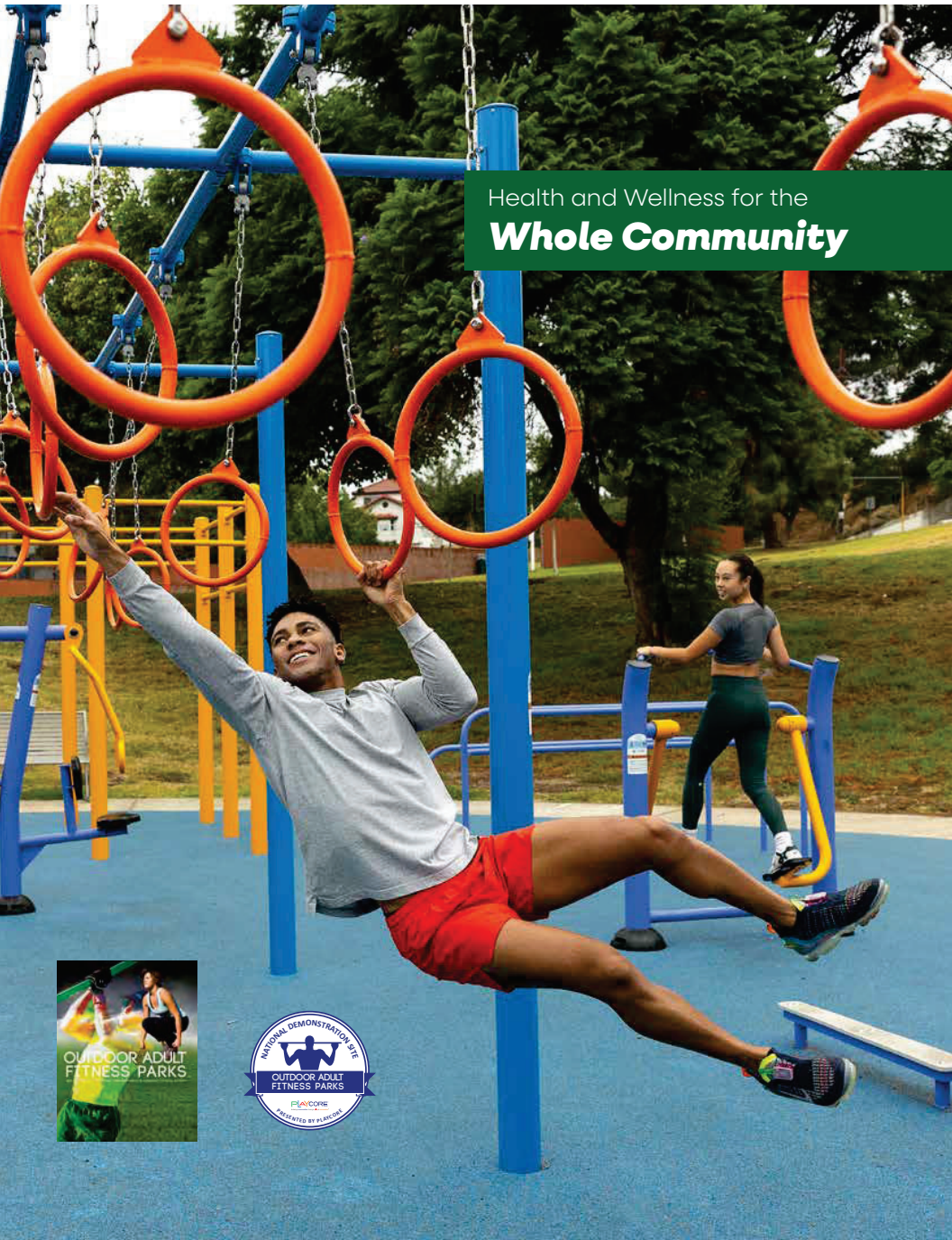
## Step Into THRIVE Studio

THRIVE Studio includes an exercise wall and fitness surface designed for outdoor use. You can customize your studio by adding any of our outdoor fitness products to achieve your specific health and wellness goals. Check out some of the ways you can personalize your THRIVE Studio.



**⚠ WARNING:** Installation over a hard surface such as concrete, asphalt, or packed earth may result in serious injury from falls.

Product details, pricing, and availability are subject to change. Visit [gameitme.com](http://gameitme.com) for the most up-to-date information.




Health and Wellness for the  
**Whole Community**



OUTDOOR ADULT  
 FITNESS PARKS



**GTfit**<sup>®</sup>



**1 Flexible Design**

GTfit outdoor workout equipment is designed to grow alongside the user, accommodating most fitness levels and encouraging adults of all abilities to continue on their personal wellness journey.

**2 Therapeutic Fitness**

Specially designed to provide extra support for users ages 50+, our therapeutic fitness products create a welcoming space where older adults can stay active while enjoying the outdoors.

**3 Research-Based**


Using a comprehensive portfolio of outdoor fitness products, we apply best practice research to create comprehensive fitness solutions for every community, addressing the health risks associated with prolonged inactivity.

Product details, pricing, and availability are subject to change.  
 Visit [game-time.com](http://game-time.com) for the most up-to-date information.



Make Your Fitness Space  
**Intergenerational**

# Challenge Course



## 1 Youth and Adult Options

From kindergarteners to older adults, the Challenge Course offers an adventure for every age to enjoy. GameTime offers both a Youth and Pro series to ensure your course is compliant with all the standards for each age range, creating a fun and healthy space the whole family can enjoy together.

## 2 Preconfigured Courses

Bringing the Challenge Course to your community is easy with our preconfigured courses. Choose between our Youth and Pro series to find the course that best maximizes your available space and budget.

## 3 Custom Courses

Every community is unique, which is why we offer custom Challenge Courses specifically crafted to meet your fitness goals. Meet with our custom division, Landmark Design, to create a course that optimizes your space and budget.

Product details, pricing, and availability are subject to change. Visit [gametime.com](http://gametime.com) for the most up-to-date information.

## Design Your Own Course



### Core



**Ninja Steps**  
**#13653** Pro (shown) **\$20,940**  
 ASTM Use Zone: 17'6" x 13'3" (5.3m x 4.0m)  
 ASTM Fall Height: 4' (1.2m)  
 Recommended Ages: 13+ years

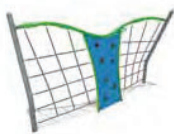
**#13654** Youth **\$13,791**  
 ASTM Use Zone: 23'4" x 19'2" (7.1m x 5.8m)  
 ASTM Fall Height: 4' (1.2m)  
 Recommended Ages: 5 to 12 years



**Vault Wall**  
**#13655** Pro **\$5,270**  
 ASTM Use Zone: 14'11" x 6'3" (4.6m x 1.9m)  
 ASTM Fall Height: 6' (1.8m)  
 Recommended Ages: 5 to 12 years

**#13655** Youth **\$5,270**  
 ASTM Use Zone: 14'11" x 6'3" (4.6m x 1.9m)  
 ASTM Fall Height: 6' (1.8m)  
 Recommended Ages: 5 to 12 years  
 Sold Individually.

### Muscle



**Traverse Wall®**  
**#13603** Pro (shown) **\$18,828**  
 ASTM Use Zone: 16'5" x 5'9" (5.0m x 1.8m)  
 ASTM Fall Height: 10' (3.1m)  
 Recommended Ages: 13+ years

**#13617** Youth **\$12,414**  
 ASTM Use Zone: 24'4" x 16'3" (7.4m x 5.0m)  
 ASTM Fall Height: 8' (2.4m)  
 Recommended Ages: 5 to 12 years



**Climb The Ladder**  
**#13664** Pro (shown) **\$7,129**  
 ASTM Use Zone: 22'11" x 16'3" (7.0m x 5.0m)  
 ASTM Fall Height: 10' (3.1m)  
 Recommended Ages: 13+ years

**#13665** Youth **\$5,276**  
 ASTM Use Zone: 22'11" x 16'3" (7.0m x 5.0m)  
 ASTM Fall Height: 8' (2.4m)  
 Recommended Ages: 5 to 12 years



**Up & Over**  
**#13619** Pro (shown) **\$8,388**  
 ASTM Use Zone: 11'5" x 9'5" (3.5m x 2.9m)  
 ASTM Fall Height: 8' (2.4m)  
 Recommended Ages: 13+ years

**#13614** Youth **\$6,174**  
 ASTM Use Zone: 17'5" x 14'9" (5.3m x 4.5m)  
 ASTM Fall Height: 7' (2.1m)  
 Recommended Ages: 5 to 12 years



**Floating Boards**  
**#13656** Pro (shown) **\$22,543**  
 ASTM Use Zone: 24'0" x 11'10" (7.3m x 3.6m)  
 ASTM Fall Height: 9' (2.7m)  
 Recommended Ages: 13+ years

**#13657** Youth **\$18,489**  
 ASTM Use Zone: 28'5" x 17'8" (8.7m x 5.4m)  
 ASTM Fall Height: 8' (2.4m)  
 Recommended Ages: 5 to 12 years



**Travel Wall**  
**#13666** Pro **\$26,686**  
 ASTM Use Zone: 23'11" x 20'4" (7.3m x 6.2m)  
 ASTM Fall Height: 10' (3.1m)  
 Recommended Ages: 13+ years



**Travel Wall**  
**#13667** Youth **\$16,620**  
 ASTM Use Zone: 26'1" x 16'2" (8.0m x 4.9m)  
 ASTM Fall Height: 6' (1.8m)  
 Recommended Ages: 5 to 12 years

### Balance



**Agility Pods**  
**#13662** Pro **\$4,746**  
 ASTM Use Zone: 15'7" x 9'8" (4.8m x 3.0m)  
 ASTM Fall Height: 4' (1.2m)  
 Recommended Ages: 5 to 12 years

**#13662** Youth **\$4,746**  
 ASTM Use Zone: 15'7" x 9'8" (4.8m x 3.0m)  
 ASTM Fall Height: 4' (1.2m)  
 Recommended Ages: 5 to 12 years



**Sway Steps**  
**#13658** Pro (shown) **\$30,162**  
 ASTM Use Zone: 24'0" x 11'8" (7.3m x 3.6m)  
 ASTM Fall Height: 10' (3.1m)  
 Recommended Ages: 13+ years

**#13659** Youth **\$24,498**  
 ASTM Use Zone: 28'5" x 17'8" (8.7m x 5.4m)  
 ASTM Fall Height: 8' (2.4m)  
 Recommended Ages: 5 to 12 years



**U-Turn Ramp**  
**#13652** Pro **\$13,987**  
 ASTM Use Zone: 23'6" x 19'3" (7.2m x 5.9m)  
 ASTM Fall Height: 5' (1.5m)  
 Recommended Ages: 5 to 12 years

**#13652** Youth **\$13,987**  
 ASTM Use Zone: 23'6" x 19'3" (7.2m x 5.9m)  
 ASTM Fall Height: 5' (1.5m)  
 Recommended Ages: 5 to 12 years



**Balance Walk**  
**#13615** Pro **\$4,027**  
 ASTM Use Zone: 19'8" x 14'7" (6.0m x 4.4m)  
 ASTM Fall Height: 4' (1.2m)  
 Recommended Ages: 5 to 12 years

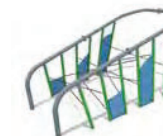
**#13615** Youth **\$4,027**  
 ASTM Use Zone: 19'8" x 14'7" (6.0m x 4.4m)  
 ASTM Fall Height: 4' (1.2m)  
 Recommended Ages: 5 to 12 years

### Flexibility



**Agility Trainer**  
**#13608** Pro **\$4,926**  
 ASTM Use Zone: 7'4" x 7'4" (2.2m x 2.2m)  
 ASTM Fall Height: 4' (1.2m)  
 Recommended Ages: 5 to 12 years

**#13608** Youth **\$4,926**  
 ASTM Use Zone: 7'4" x 7'4" (2.2m x 2.2m)  
 ASTM Fall Height: 4' (1.2m)  
 Recommended Ages: 5 to 12 years



**Corridor**  
**#13660** Pro (shown) **\$25,256**  
 ASTM Use Zone: 24'8" x 16'10" (7.5m x 5.1m)  
 ASTM Fall Height: 10' (3.1m)  
 Recommended Ages: 13+ years

**#13661** Youth **\$19,802**  
 ASTM Use Zone: 26'0" x 20'10" (7.9m x 6.4m)  
 ASTM Fall Height: 8' (2.4m)  
 Recommended Ages: 5 to 12 years



With the ability to design a course any way you like, the only limit is your own imagination!

### 1. Choose Your Course

Select the Challenge Course model that best fits your space. Model numbers correspond to the approximate square footage required (i.e. 3000 series requires 3,000 square feet).

### 2. Youth or Pro

Select the series that is appropriate for your users. Challenge Course Youth is designed to meet playground equipment standards for users ages 5-12. Challenge Course Pro is designed for older users, ages 13 and up.

### 3. Select Surfacing


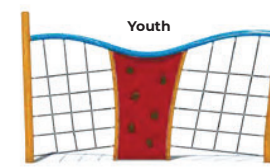
GameTime offers three surfacing options for your Challenge Course: GTImpax synthetic turf, poured in place rubber, or engineered wood fiber (EWF).

### 4. Level Up

Choose accessories like timing systems or a 40 Yard Dash to complete your course!



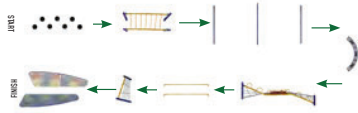
## Youth or Pro




- Designed for ages 5 to 12
- Compliant with standards for playground equipment
- Perfect for schools and youth organizations

- Designed for ages 13+
- Aligns with standards for adult fitness
- Perfect for parks and greenspaces
- Qualifies as part of a National Demonstration Site

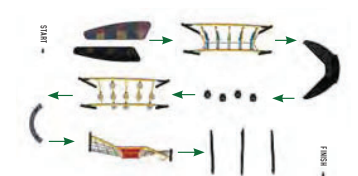
## Preconfigured Courses



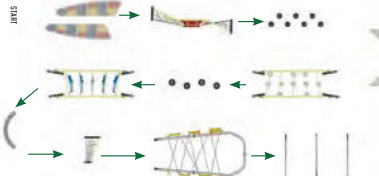
Youth 2000		Pro 2000	
#13672	\$64,043	#13673	\$81,723
ASTM Use Zone: 81'0" x 35'0" (24.7m x 10.7m)		ASTM Use Zone: 85'0" x 36'0" (25.9m x 11.0m)	
ASTM Fall Height: 8' (2.4m)		ASTM Fall Height: 10' (3.1m)	
Recommended Ages: 5 to 12 years		Recommended Ages: 13+ years	



Youth 3000		Pro 3000	
#13645	\$108,367	#13642	\$131,649
ASTM Use Zone: 33'0" x 81'0" (10.1m x 24.7m)		ASTM Use Zone: 30'0" x 89'0" (9.1m x 27.1m)	
ASTM Fall Height: 8' (2.4m)		ASTM Fall Height: 10' (3.1m)	
Recommended Ages: 5 to 12 years		Recommended Ages: 13+ years	



Youth 4000		Pro 4000	
#13646	\$123,458	#13643	\$146,740
ASTM Use Zone: 51'0" x 65'0" (15.5m x 19.8m)		ASTM Use Zone: 51'0" x 65'0" (15.5m x 19.8m)	
ASTM Fall Height: 8' (2.4m)		ASTM Fall Height: 10' (3.1m)	
Recommended Ages: 5 to 12 years		Recommended Ages: 13+ years	



Youth 5000		Pro 5000	
#13647	\$154,180	#13644	\$185,130
ASTM Use Zone: 52'0" x 88'0" (15.9m x 26.8m)		ASTM Use Zone: 49'0" x 94'0" (14.9m x 28.7m)	
ASTM Fall Height: 8' (2.4m)		ASTM Fall Height: 10' (3.1m)	
Recommended Ages: 5 to 12 years		Recommended Ages: 13+ years	

## Site Surfacing



**Wood Fiber**  
Affordable course surfacing option (not available for 40-yard dash).



**Poured Rubber**  
Highly accessible. Available with custom graphics (not available for 40-yard dash).



**Turf**  
Professional-grade, synthetic turf. Logo and branding options available.

## Instructional Signs



Add an instructional sign that illustrates how to navigate the course, describes the use of each challenge, and outlines its benefits. Signs can be customized with city seals, school logos, or corporate branding to make your community Challenge Course a unique destination.

#13628	Standard Sign	\$2,905
#13629	Custom Sign	\$3,385

Product details, pricing, and availability are subject to change. Visit [gametime.com](http://gametime.com) for the most up-to-date information.

## Timing Systems



GameTime offers a turnkey approach to designing and installing your Challenge Course with professional-grade timing systems.

Call for Price



Big Fitness Fun for  
**Small Spaces**

# The Stadium<sup>®</sup>



## 1 Space-Saving Design

The Stadium features 10 unique challenges in less than 1,200 square feet, delivering a complete obstacle course experience in a compact design. The unit features multiple routes of travel for adventurers to explore every time they play.

## 2 All Skill Levels

Each element of The Stadium was thoughtfully designed to meet the needs of children of every skill and fitness level and grows alongside them, creating an outdoor experience children will want to return to again and again!

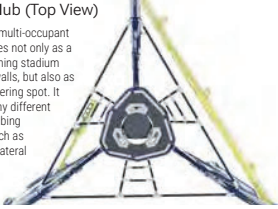
## 3 ASTM Compliant

Configured for ASTM compliance with playground equipment for children ages 5 to 12, The Stadium is the perfect way for adventurers to stay active while making unforgettable memories with friends.

Product details, pricing, and availability are subject to change.  
Visit [gametime.com](http://gametime.com) for the most up-to-date information.

**Center Hub (Top View)**

This central multi-occupant climber serves not only as a way of attaching stadium rooms and walls, but also as a social gathering spot. It features many different types of climbing activities, such as vertical and lateral climbing.



**Leaning Ladders**

The combination of angled and leaning ladders, an HDPE climbing wall, and elevated grip rails provide multiple routes and paths of travel.

**Agility Pods**

Enhance balance, coordination, agility, and problem-solving abilities with these sturdy triangular platforms. They feature a soft-textured rubber surface that's perfect for stepping or jumping.

**Mountain Climber**

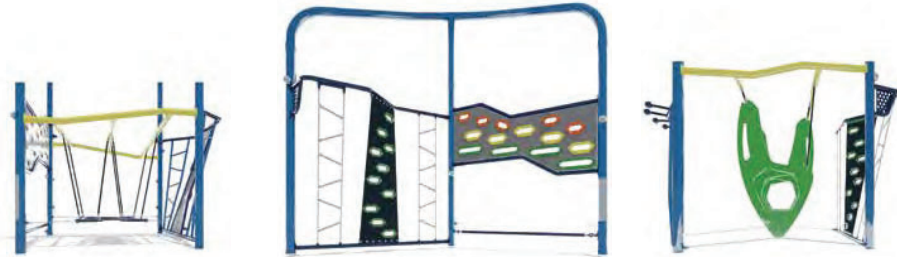
The Mountain Climber combines metal rungs, HDPE inserts, and a taut rubber membrane for a multi-faceted climbing challenge. It also features a ground-level ring-trace activity to aid in inclusive play.

**Over, Under, & Around**

Over, Under, & Around promotes balance and flexibility development in a fun, unique way. HDPE climbing surfaces with perforated metal accents create paths of travel for the user to navigate over, under, through, and around.

**Get A Grip**

Improve grip strength and upper body muscle development with this mixed-material ladder.



**Sway Station**

Cross the tethered balance beams as they move back and forth and side to side. The beams are linked with a rubber membrane positioned at transfer height and accessible via transfer.

**Twisted Ladders**

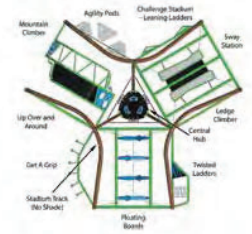
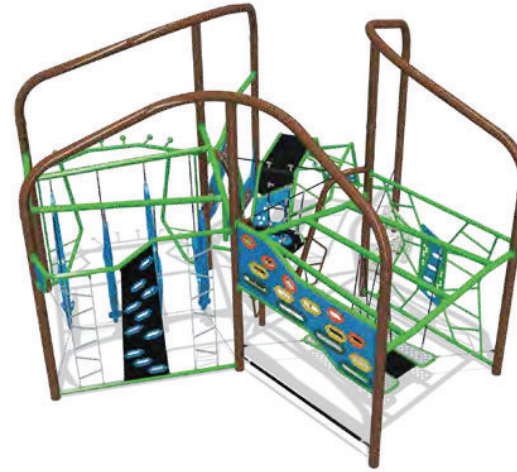
This vertical and lateral climbing wall provides many different grip variations and climbing angles for children to navigate. It features a center rubber membrane with climbing grips.

**Ledge Climber**

This lateral climber is an upper-body fitness trainer with multiple paths of travel at various skill levels. Beginners can use the tethered balance cable for assistance.

**Floating Boards**


With two routes of travel, over and through, Floating Boards enhance balance, flexibility, and whole-body muscle fitness.



**The Stadium®**  
 #CC21000 \$83,515  
 ASTM Use Zone: 35'0" x 32'0" (10.7m x 9.8m)  
 ASTM Fall Height: 8' (2.4m)  
 Recommended Ages: 5 to 12 years

**The Stadium® with Shade**  
 #CC21001 \$103,118





**KidCourse 1300**  
 #OC21005 \$46,767  
 ASTM Use Zone: 49'0" x 27'0" (14.9m x 8.2m)  
 ASTM Fall Height: 8' (2.4m)  
 Recommended Ages: 5 to 12 years



**KidCourse 1200**  
 #OC21003 \$30,102  
 ASTM Use Zone: 33'0" x 36'0" (10.1m x 11.0m)  
 ASTM Fall Height: 8' (2.4m)  
 Recommended Ages: 5 to 12 years



**KidCourse 1800**  
 #OC21004 \$59,078  
 ASTM Use Zone: 49'0" x 37'0" (14.9m x 11.3m)  
 ASTM Fall Height: 8' (2.4m)  
 Recommended Ages: 5 to 12 years



**⚠ WARNING:** Installation over a hard surface such as concrete, asphalt, or packed earth may result in serious injury from falls.

# KidCourse

## Fun and Affordable Fitness!

### Budget-Friendly Designs

KidCourse provides a high-quality obstacle course experience on a budget.

### Make Fitness Fun

KidCourses are designed for children ages 5 to 12 and keep them active for longer periods of time in comparison to traditional play systems.

### Designed with Standards in Mind

KidCourse is compliant with ASTM standards for playground equipment, making it the perfect solution for schools or local parks.

### Instant Favorite

KidCourses feature favorite playground activities like overhead climbers, rock climbers, and more.

### Built to Last

KidCourse features heavy-duty 5" diameter steel uprights. Direct Bolt connections, stainless steel shackles, and reinforced footings.



**KidCourse 1400**  
 #OC21001 \$29,402  
 ASTM Use Zone: 46'0" x 29'0" (14.0m x 8.8m)  
 ASTM Fall Height: 8' (2.4m)  
 Recommended Ages: 5 to 12 years



**KidCourse 1500**  
 #OC21000 \$25,924  
 ASTM Use Zone: 29'0" x 52'0" (8.8m x 15.9m)  
 ASTM Fall Height: 9' (2.7m)  
 Recommended Ages: 5 to 12 years



**KidCourse 1000**  
 #OC21006 \$15,996  
 ASTM Use Zone: 37'0" x 28'0" (11.3m x 8.5m)  
 ASTM Fall Height: 8' (2.4m)  
 Recommended Ages: 5 to 12 years



**KidCourse 1700**  
 #OC21002 \$41,197  
 ASTM Use Zone: 38'0" x 46'0" (11.6m x 14.0m)  
 ASTM Fall Height: 8' (2.4m)  
 Recommended Ages: 5 to 12 years

Product details, pricing, and availability are subject to change. Visit [gameitme.com](http://gameitme.com) for the most up-to-date information.

A young girl with dark hair, wearing a light blue patterned t-shirt and denim shorts, is sitting on a bright yellow curved metal structure. She is looking down and to the right. The structure is part of a larger playground or park installation. Above her is a large, multi-faceted canopy made of yellow and grey panels, with a central light fixture. The background is a clear blue sky with some clouds.

# Site Amenities

Encourage Visitors to  
**Stay Awhile**

Create a Space Where Everyone can  
**Gather, Rest, and Socialize**

Accessorize Your Park From  
**Top to Bottom**

## Outdoor Dining

Give students, teachers, and families a place to sit, gather, and share a meal outdoors. Perfect for schools, parks, and other outdoor recreation spaces.



**Standard Picnic Table** (1-5/8" frames)  
 #598 6' (1.8m) Galvanized w/ Aluminum \$1,253  
 #592 6' (1.8m) Powder-coated w/ Wood \$855

Accessible table top extends 12" beyond bench seats. Available in galvanized steel or powder coated finish with aluminum or southern yellow pine slats. Frames can be ordered separately for any length top.



**Heavy Duty Picnic Table** (2-3/8" frames)  
 #796 6' (1.8m) Galvanized w/ Aluminum \$1,387  
 #766 6' (1.8m) Powder-coated w/ Wood \$920

Frame is constructed of 2-3/8" galvanized steel pipe. Accessible table top extends 12" beyond bench seats. Available in galvanized steel or powder coated finish with aluminum or southern yellow pine slats. Frames can be ordered separately for any length top.



**Timbers Straight Leg Bench**  
 #1820 \$965  
 Recycled plastic lumber complements your PowerScape or PrimeTime Timbers play system.



**Timber Portable Bench**  
 #1821 \$1,048  
 Recycled plastic lumber complements your PowerScape or PrimeTime Timbers play system.

**New!**



**Connections Bench**  
 #T111 \$1,552  
 6' ADA accessible bench with varying heights for multigenerational use.



**Tuffclad Series Picnic Table** (1-5/8" frames)  
 #28030 6' (1.8m) \$2,053  
 #28037 8' (2.4m) \$2,570



**Heavy Duty Picnic Table** (2-3/8" frames)  
 #28014 6' (1.8m) \$2,289  
 #28015 8' (2.4m) \$2,809  
 #28016 8' (2.4m) ADA \$2,422

Accessible table top extends 12" beyond bench seats.



**Preschool Picnic Table** (1-5/8" frames)  
 #28001 6' (1.8m) Galvanized w/ Aluminum \$1,916  
 Includes 1-5/8" galvanized tube frames with 1-1/16" galvanized tube diagonal braces. 11-1/8" bench height. Ideal for 2-5 year olds.



**Two Leg Portable Bench**  
 #P4056 6' (1.8m) Douglas Fir \$751  
 #P4068 8' (2.4m) Douglas Fir \$1,202  
 #P252 6' (1.8m) Aluminum (Painted) \$1,403  
 #P253 8' (2.4m) Aluminum (Painted) \$1,554  
 #PR4056 6' (1.8m) Redwood \$1,411



**Straight Leg Park Bench**  
 #P4066 6' (1.8m) Douglas Fir \$676  
 #P4067 8' (2.4m) Douglas Fir \$1,122  
 #PR4066 6' (1.8m) Redwood \$1,337  
 All product #s also available w/ galvanized option



Visit [gametime.com](http://gametime.com) to request a copy of our Site Amenities catalog.



**Food Court Table** (1-5/8" frames)  
 #28017 6' (1.8m) Galvanized w/ Aluminum \$2,727  
 Frames made of 1-5/8" galvanized steel tubing. Features center hole for umbrella (not provided). ADA option available.



**Food Court Table** (1-5/8" frames)  
 #28021 6' (1.8m) Galvanized w/ Aluminum \$3,213  
 Includes heavy-duty 3/16" thick center support, 4" square post with 3" square seat supports and 2" square seat braces. Available in-ground or surface mounted. ADA option available.



Product details, pricing, and availability are subject to change. Visit [gametime.com](http://gametime.com) for the most up-to-date information.



**Sway Bench**  
 #28028 \$2,402  
 Includes 3-1/2" diameter support posts and punched steel swing seat. This product is not designed for use in children's play areas.

## Tuffclad® Colors

Our Tuffclad products use a durable, low-maintenance coating that matches the finishes of our playground equipment.

Blue

Brown

Chocolate

Gray



**Tuffclad® Series Bench**  
 #28008 6' (1.8m) Portable \$1,118  
 #28009 6' (1.8m) In-ground (shown) \$1,061  
 10" (25cm) deep seat and backrest. 6' and 8' lengths available portable, in-ground or surface mounted.



**Tuffclad® Series Seat**  
 #28002 6' (1.8m) Portable (shown) \$610  
 Seats and benches include heavy-duty 2-3/8" galvanized tube frames with 1-1/16" stretcher pipes and 1/8" thick steel attachment straps. 6' and 8' lengths available portable, in-ground or surface mounted.

## Duraclad® Colors

Our Duraclad products are available in multiple color options to complement your other outdoor site amenities.

Red

Burgundy

Green

Ultra Blue

Beige

Brown

Black



**6' Duraclad® Bench w/Back**  
 #T108S Surface Mount \$882  
 #T108I In-ground (shown) \$882  
 #T108P Portable \$882



**6' Duraclad® Seat**  
 #T109S Surface Mount (shown) \$534  
 #T109I In-ground \$534  
 #T109P Portable \$534



**6' Bug Bench**  
 #T104S \$1,148  
 Also available in Portable or In-ground mount.  
 See color chart on p192 for new color options.



**6' Leaf Bench**  
 #T103I \$1,148  
 Also available in Portable or Surface mount.  
 See color chart on p192 for new color options.



**6' Pond Bench**  
 #T102I \$1,148  
 Also available in Portable or Surface mount.  
 See color chart on p192 for new color options.



**Playmates Benches**  
 #T101S Elephant Bench - Surface Mount \$1,059  
 #T100S Gorilla Bench - Surface Mount \$1,059  
 10" (25cm) deep seat and backrest. 6' and 8' lengths available portable, in-ground, or surface mounted.



**Nature Discovery Table**  
 #6144 \$2,564  
 Features tactile raised designs that illustrate nature, life stages of frogs, butterflies, and native plants and animals. The table includes an activity guide.




**Nature Bench**  
 #38043 \$2,391



Product details, pricing, and availability are subject to change. Visit [gametime.com](http://gametime.com) for the most up-to-date information.

## Four Times the Fun

Take your basketball games to the next level with our four-way basketball goal!



Aventus Basketball Wall  
#5045SP Call for Price

## Outdoor Classrooms

Combine GameTime benches, tables, shades, and more to create comfortable and engaging outdoor classrooms.



**Bug Receptacle**  
#T107 \$1,333  
32 gal receptacle includes flat top lid and liner. Surface mount/portable.  
See color chart on p192 for options.



**Leaf Receptacle**  
#T106 \$1,333  
32 gal receptacle includes flat top lid and liner. Surface mount/portable.  
See color chart on p192 for options.



**Pond Receptacle**  
#T105 \$1,333  
32 gal receptacle includes flat top lid and liner. Surface mount/portable.  
See color chart on p192 for options.



**Duraclad® Receptacle**  
#T110 \$1,030  
32 gal receptacle includes flat top lid and liner. Surface mount/portable.  
See color chart on p192 for options.



**Tuffclad® Series Litter Receptacle**  
#28024 Dome Cover, In-ground \$1,832  
#28026 Flat Cover, In-ground \$1,229  
Receptacle lids available in black only. 32 gallon. Available in-ground or surface mounted.



**Timbers Trash Receptacle**  
#M1818 Portable \$1,313  
Recycled plastic lumber slats match your PowerScope or PrimeTime Timbers play system. Available permanent or portable.

## Keep Your Park Clean

A Philadelphia study found the amount of litter in local parks was greatly diminished when litter receptacles were installed. The decrease in litter was directly related to the number of receptacles in parks and public spaces.



**Heavy Duty Bike Rack**  
#707 Permanent 5' - 8 Bikes \$561  
Available permanent or portable. 5', 10', 20', 30' lengths can accommodate from 8 to 54 bikes.



**Loop Bike Rack**  
#F7700 Surface Mount - 9 Bikes \$617  
Available in-ground or surface mount. 3', 5', 7' lengths can accommodate from 5 to 9 bikes.



**Double Loop Bollard Bike Rack**  
#8356 Bike Bollard w/ Two Loops - Surface \$314  
3' in height, 5" O.D. galvanized steel pipe powder coated in choice of colors. Available with or without loops, surface mount, or in-ground mount.

### Grills

- #49 Family Sized Grill \$1,124
- #51 Economy Stove Permanent \$409
- #60 Waist-Hi Stove, Permanent \$519

Heavy-duty, rust-resistant galvanized steel. Permanent installation, allowing for 360 degree rotation for proper draft control. Includes chained, three-position adjustable grates.



Product details, pricing, and availability are subject to change. Visit [gametime.com](http://gametime.com) for the most up-to-date information.



#### Hexagon Hip

	8' (2.4m)	10' (3.0m)	12' (3.6m)
20' x 20' (6.1m x 6.1m)	QR1125 \$7,400	QR1133 \$7,755	QR1141 \$8,343
26' x 26' (7.9m x 7.9m)	QR1127 \$9,321	QR1135 \$10,631	QR1143 \$11,148
30' x 30' (9.1m x 9.1m)	QR1129 \$10,716	QR1137 \$12,027	QR1145 \$14,972
38' x 38' (11.6m x 11.6m)	QR1131 \$16,171	QR1139 \$17,011	QR1147 \$19,233
40' x 40' (12.2m x 12.2m)	QR1132 \$17,207	QR1140 \$18,048	QR1148 \$20,270



#### Square Hip

	8' (2.4m)	10' (3.0m)	12' (3.6m)
20' x 20' (6.1m x 6.1m)	QR1006 \$6,903	QR1017 \$7,776	QR1025 \$9,739
22' x 22' (6.7m x 6.7m)	QR1007 \$7,470	QR1018 \$8,344	QR1026 \$10,307
26' x 26' (7.9m x 7.9m)	QR1009 \$8,294	QR1020 \$11,200	QR1028 \$12,682
28' x 28' (8.5m x 8.5m)	QR1010 \$10,640	QR1021 \$11,521	QR1029 \$13,003
30' x 30' (9.1m x 9.1m)	QR1011 \$11,281	QR1022 \$11,841	QR1030 \$13,323



#### Single Post Hex Umbrella

	8' (2.4m)	10' (3.0m)
12' x 12' (3.6m x 3.6m)	QR1150 \$5,144	QR1160 \$5,206
14' x 14' (4.3m x 4.3m)	QR1151 \$5,291	QR1161 \$5,495
18' x 18' (5.5m x 5.5m)	QR1153 \$7,122	QR1163 \$7,372
22' x 22' (6.7m x 6.7m)	QR1155 \$9,798	QR1165 \$10,268
24' x 24' (7.3m x 7.3m)	QR1156 \$10,506	QR1166 \$10,673

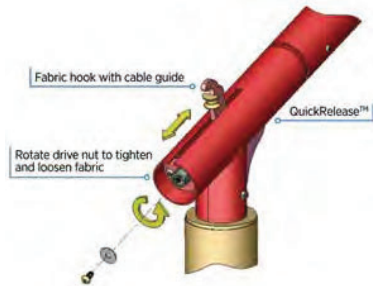


#### Single Post Square Umbrella

	8' (2.4m)	10' (3.0m)
12' x 12' (3.6m x 3.6m)	QR1110 \$4,572	QR1118 \$4,634
14' x 14' (4.3m x 4.3m)	QR1111 \$5,223	QR1119 \$5,476
18' x 18' (5.5m x 5.5m)	QR1113 \$7,109	QR1121 \$7,559
22' x 22' (6.7m x 6.7m)	QR1115 \$10,161	QR1123 \$10,409
24' x 24' (7.3m x 7.3m)	QR1116 \$11,549	QR1124 \$11,795

### Protect, Cool, and Customize

- Blocks up to **98%** of UV rays
- UV-stabilized fabric that resists fading and raveling
- Reduces temperatures underneath up to **25° F**
- Custom designs available upon request
- QuickRelease system for easy maintenance



#### Rectangle Hip

	8' (2.4m)	10' (3.0m)	12' (3.6m)
20' x 24' (6.1m x 6.3m)	QR1044 \$7,255	QR1070 \$8,130	QR1096 \$10,093
20' x 30' (6.1m x 9.1m)	QR1046 \$8,261	QR1072 \$10,010	QR1098 \$10,571
24' x 30' (6.3m x 9.1m)	QR1050 \$10,056	QR1076 \$10,617	QR1102 \$12,099
24' x 40' (6.3m x 12.2m)	QR1053 \$11,470	QR1079 \$12,031	QR1105 \$13,512
28' x 30' (8.5m x 9.1m)	QR1054 \$11,161	QR1080 \$11,718	QR1106 \$13,203



#### Two-Column Umbrella

	8' (2.4m)	10' (3.0m)
16' x 12' (4.9m x 3.6m)	QR1169 \$6,711	QR1175 \$8,147
20' x 10' (6.1m x 3m)	QR1171 \$6,131	QR1177 \$6,618
20' x 12' (6.1m x 3.6m)	QR1172 \$6,967	QR1178 \$8,403
20' x 14' (6.1m x 4.3m)	QR1173 \$6,324	QR1179 \$9,445
24' x 14' (7.3m x 4.3m)	QR1174 \$9,445	QR1180 \$9,726



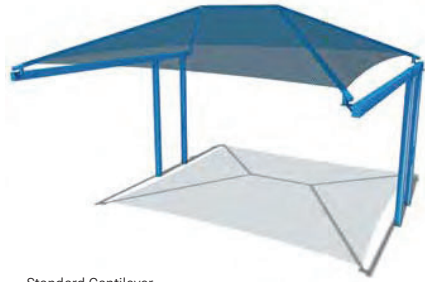
#### Cantilever Umbrella

	8' (2.4m)	10' (3.0m)	12' (3.6m)
12' x 12' (3.6m x 3.6m)	QR1183 \$6,069	QR1191 \$6,210	QR1199 \$6,162
14' x 14' (4.3m x 4.3m)	QR1184 \$6,834	QR1192 \$6,800	QR1200 \$7,855
16' x 16' (4.9m x 4.9m)	QR1186 \$8,085	QR1194 \$8,297	QR1202 \$8,507
18' x 18' (5.5m x 5.5m)	QR1187 \$9,089	QR1195 \$9,633	QR1203 \$10,253
20' x 20' (6.1m x 6.1m)	QR1188 \$10,610	QR1196 \$11,180	QR1204 \$11,748



**Hanging Cantilever**

	8' (2.4m)
20' x 10' (6.1m x 3m)	QR1394 \$8,849
20' x 12' (6.1m x 3.6m)	QR1395 \$9,324
24' x 14' (7.3m x 4.3m)	QR1396 \$11,109



**Standard Cantilever**

	9' (2.7m)	10' (3.0m)
20' x 18' (6.1m x 5.5m)	QR1205 \$9,118	QR1207 \$9,780
27' x 18' (8.2m x 5.5m)	QR1206 \$10,599	QR1208 \$11,991



**Equilateral Sails**

	10' (3.0m)	12' (3.6m)	14' (4.3m)
20' x 20' x 20' (6.1m x 6.1m x 6.1m)	QRM435 \$8,539	QRM440 \$9,881	QRM445 \$12,098
25' x 25' x 25' (7.7m x 7.7m x 7.7m)	QRM436 \$11,690	QRM441 \$12,531	QRM446 \$14,930
30' x 30' x 30' (9.1m x 9.1m x 9.1m)	QRM437 \$13,817	QRM442 \$14,775	QRM447 \$18,503
35' x 35' x 35' (10.7m x 10.7m x 10.7m)	QRM438 \$16,363	QRM443 \$19,143	QRM448 \$20,472



**Isosceles Sails**

	10' (3.0m)	12' (3.6m)	14' (4.3m)
15' x 15' x 21' (4.6m x 4.6m x 6.4m)	QRM453 \$6,857	QRM457 \$7,882	QRM461 \$9,516
20' x 20' x 28' (6.1m x 6.1m x 8.6m)	QRM454 \$9,156	QRM458 \$10,497	QRM462 \$12,715
25' x 25' x 35' (7.7m x 7.7m x 10.7m)	QRM455 \$11,986	QRM459 \$12,826	QRM463 \$15,229
30' x 30' x 42' (9.1m x 9.1m x 12.9m)	QRM456 \$14,920	QRM460 \$18,598	QRM464 \$21,151



**Quad Sails**

	8' (2.4m)
10' x 10' (3m x 3m)	QR1389 \$7,933
20' x 20' (6.1m x 6.1m)	QR1390 \$14,926
30' x 30' (9.1m x 9.1m)	QR1391 \$23,775



**Sand Dollar Sails**

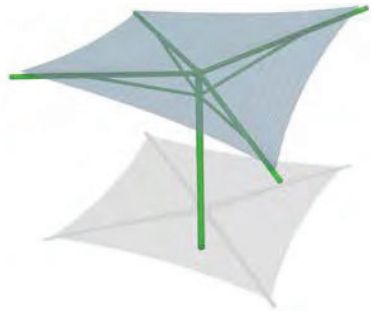
	8' (2.4m)
20' x 20' (6.1m x 6.1m)	QR1392 \$16,591
36' x 36' (11m x 11m)	QR1393 \$27,388



**Multi-Sail Shades**

	10' (3.0m)	12' (3.6m)	14' (4.3m)
20' x 20' x 28' (6.1m x 6.1m x 8.6m)	QRM485 \$15,791	QRM489 \$16,726	QRM493 \$22,252
25' x 25' x 35' (7.7m x 7.7m x 10.7m)	QRM486 \$21,563	QRM490 \$22,920	QRM494 \$27,234
30' x 30' x 42' (9.1m x 9.1m x 12.9m)	QRM487 \$26,782	QRM491 \$28,417	QRM495 \$32,820
35' x 35' x 49' (10.7m x 10.7m x 15m)	QRM488 \$30,760	QRM492 \$36,826	QRM496 \$39,140

Product details, pricing, and availability are subject to change. Visit [gametime.com](http://gametime.com) for the most up-to-date information.




**Single Post Hyper Shade**

	8' (2.4m)	10' (3.0m)
10' x 10' (3m x 3m)	QRM433 \$4,516	QRM439 \$4,730
12' x 12' (3.6m x 3.6m)	QRM434 \$4,898	QRM440 \$5,132
14' x 14' (4.3m x 4.3m)	QRM435 \$5,711	QRM441 \$5,808
16' x 16' (4.9m x 4.9m)	QRM436 \$6,536	QRM442 \$6,666
18' x 18' (5.5m x 5.5m)	QRM437 \$7,582	QRM443 \$7,705
20' x 20' (6.1m x 6.1m)	QRM438 \$8,308	QRM444 \$8,343



**Hyperbolic Sails**

	10' (3.0m)	12' (3.6m)	14' (4.3m)
20' x 20' (6.1m x 6.1m)	QRM469 \$13,509	QRM473 \$14,162	QRM477 \$16,660
25' x 25' (7.7m x 7.7m)	QRM470 \$15,962	QRM474 \$16,800	QRM478 \$21,044
30' x 30' (9.1m x 9.1m)	QRM471 \$22,033	QRM475 \$23,624	QRM479 \$28,300
35' x 35' (10.7m x 10.7m)	QRM472 \$26,091	QRM476 \$30,210	QRM480 \$34,762



**New!**

- Flower Shade 8' (2.4m)
- Red Flower QRM600 \$26,656
- Blue Flower QRM601 \$26,656
- Yellow Flower QRM602 \$26,656



Product details, pricing, and availability are subject to change. Visit [gametime.com](http://gametime.com) for the most up-to-date information.

Create Welcoming Spaces for the  
**Whole Community**



# Shelters **New!**



## **NEW from GameTime!**

Our shelters make it easy to create places where families can meet, socialize, and celebrate life's moments together. These all new designs can be modified and accessorized in many ways: change the overall size in one foot increments, raise or lower the roof pitch, raise the eave height, extend the eave overhang, and add a roof tier or two.

You can also accessorize our shelters with cupolas, weather vanes, handrails, premium columns, enclosure panels, and much more! Contact your local GameTime representative for more details at 800-235-2440.

Product details, pricing, and availability are subject to change.  
Visit [gametime.com](http://gametime.com) for the most up-to-date information.



**Poured in Place Rubber**

- Ideal for themed graphics to add additional activities and sensory play
- Unitary and highly accessible
- 2-layer system customized to meet equipment's fall height requirements



**Recycled Bonded Rubber**

- Rubber shred is 100% recycled
- Natural look of loose fill surfacing without the disadvantages of displacement
- Single layer installation
- Recommended for playgrounds and trailways



**Synthetic Turf**

- Drains quickly for drier play conditions
- Ideal for playgrounds, dog parks and recreational common areas
- Low maintenance requirements
- Optional Enviro-Fill™, made with Microban®, to help fight the spread of bacteria



**Recycled Rubber Interlocking Tiles**

- Great for play and fitness spaces
- Interlocking design to ensure installation accuracy and security
- Design capabilities for branding
- Highly accessible surfacing option
- Made in America




**Recycled Loose Fill Rubber**

- One of the highest fall attenuation ratings
- Soft to the touch and certified 99.99% metal-free
- Mold and insect resistant



**Engineered Wood Fiber**

- Provides proper fall attenuation when compacted
- Lowest installation cost
- Easily installed by volunteers
- Attractive, natural look



**GT Court Game Tiles**

- Great for play and fitness spaces
- Athlete protection
- Resilient material
- Patented locking system
- Optimal tile size for peak performance

**Add Some Color!**

Our surfacing options come in a wide array of colors. Select a palette that best complements your play system. See options at [gametime.com/surfacing](http://gametime.com/surfacing)



**GTImpax® Wear Mats**

- #161296 8" Diameter Circular Mat
- #161292 36" x 36"

- Helps maintain unitary surfaces in heavy traffic areas where tears and holes can occur
- Protects loose fill surfacing, resulting in a safe and more inclusive playground environment
- Can ship with playground equipment for freight cost savings
- Circular spinner wear mats for under spinners and tire swings now available!



**Geotextile Fabric**

- #161290 2250 square foot roll
- #161291 1125 square foot roll

- Helps prevent clogging of drainage systems for longer use of engineered wood fiber (EWF) and shredded rubber installations
- Keeps surfacing in place, resulting in less maintenance
- Installed between soil and loose fill surfaces to assist in blockage of unwanted plant growth and to slow decomposition
- Ships with playground equipment for freight cost savings



**Geocomposite Drainage System**

- #161294 150' roll

- Self-contained and pre-assembled pieces cut installation costs
- Reduced installation time allows more budget for equipment
- Provides groundwater drawdown for extended use with less maintenance
- Combines polypropylene geotextile and a strong polyethylene core for long term performance
- Ships with playground equipment for freight cost savings

**Give Your Project a Strong Foundation!**

Ask your GTImpax® Representative about preventative maintenance and repair services for existing surfaces.

Check out the Strong Foundations surfacing guide from PlayCore to learn more about planning, purchasing, and protecting your surfacing investment.

For more information visit [playcore.com/programs/strong-foundations](http://playcore.com/programs/strong-foundations)



**Accessible PlayCurb**

- #4854 Recycled (shown)
- #4858 Recycled w/ Adapters

For use with 8" high curbs. This patented design affords smooth access to any playground without releasing vital safety surfacing.



**PlayCurb 4 Straight PlayCurb**

- #4862 12" (0.3m) High (Recycled)
- #4850 8" (0.2m) High (Recycled)

Each PlayCurb includes one galvanized stake.

Due to the recycled PlayCurb's plastic content and its unique environmentally friendly manufacturing process, slight color variations can be expected. Therefore, color match is not guaranteed from curb to curb and some slight variation from color sample shown should be expected.



**PlayCurb Adapter Recycled**

- #4852 Left #4853 Right

Joins our 8" and 12" high PlayCurbs to accommodate multiple critical fall heights within a playground.

#3785 Stake Package

**PlayCurb End Caps**

- #4863 12" High Recycled

## The Industry's Leading Warranty.

\*For the purpose of this warranty, lifetime encompasses no specific term of years, but rather that the Seller warrants to its original customer for as long as the original customer owns the Product and uses the Product for its intended purpose that the Product and all parts will be free from defects in material and manufacturing workmanship.

- Lifetime limited warranty on PowerScope®, PrimeTime®, Xscape® & IONX® and Modern City® uprights.
- Lifetime limited warranty on Tru-Loc® connections and upright bolt-through connections.
- Lifetime limited warranty on all hardware.
- Twenty-Year limited warranty on Timber Décor™ & Timbers recycled plastic lumber.
- Fifteen-Year limited warranty on metal decks, pipes, rungs, loops, braces, and footbuds.
- Fifteen-Year limited warranty on rotationally molded products.
- Fifteen-Year limited warranty on VistaRope® nylon bearings and ring junction pieces.
- Ten-Year limited warranty on GTrif®, THRIVE® and Challenge Course posts & bars.
- Ten-Year limited warranty on site furnishings against structural failure.
- Ten-Year limited warranty on SunBlox products.
- Ten-Year limited warranty on fiberglass and DHPL signage.
- Ten-Year limited warranty on cable components or freestanding cable events excluding premature wear on VistaRope WeaveTech cables.
- Five-Year limited warranty on Tuff Forms® structures, including TuffCrete and PolyShield.
- Five-Year limited warranty on all standard nylon nets on play systems, freestanding events, or fitness products, unless otherwise specified as a VistaRope.
- Five-Year limited warranty on GT Symphony Freenotes Harmony Park® components.
- Five-Year limited warranty on Super Seats™.
- Five-Year limited warranty on premature wear of VistaRope cables.
- Three-Year limited warranty on Everybody Plays polyurea-coated foam & rubber strips.
- Three-Year limited warranty on SaddleMates rubber and "C"-springs.
- Three-Year limited warranty on SureGrip Material.
- One-Year limited warranty on Challenge Course timing components.
- One-Year limited warranty on all other GameTime products.

TO THE EXTENT PERMITTED BY LAW, THESE WARRANTIES ARE EXPRESSLY IN LIEU OF ANY OTHER IMPLIED OR EXPRESSED WARRANTIES OR REPRESENTATIONS BY ANY PERSON, INCLUDING ANY IMPLIED WARRANTY OF MERCHANTABILITY OR FITNESS. Warranties do not cover damage caused by vandalism or abuse. Warranty claims must be filed within the applicable warranty period and accompanied by a copy of the original invoice or GameTime invoice number.



### PCI 4000

Certification by the Powder Coating Institute recognizes competency and processes in place to consistently produce high-quality powder-coated products. PCI certification is the result of an extensive and rigorous audit process and GameTime's facility is the only U.S. playground manufacturer to hold PCI 4000 certification.



### ISO 9001/ISO 14001

Industry certification processes issued by the International Organization for Standardization. ISO 9001 is used to measure manufacturing standards and to certify company compliance with quality management systems covering design, development, production, installation, inspection and testing. ISO 14001 also known as the green certification, specifies the requirements of an environmental management system (EMS). An EMS is a systemic approach to handling environmental issues within an organization. GameTime is ISO 9001 and ISO 14001 certified.

### ASTM

ASTM International is an independent and world renowned developer of technical standards utilized in testing a multitude of products. ASTM's F15.29 committee met regularly for over a decade in the continual development of the F1487 Standard Consumer Safety Performance Specifications for Playground Equipment for Public Use. The original standard, F1487-93 was published in 1993 and subsequently replaced by the current version F1487-17. Published February 2017.

Throughout this catalog we state ASTM Use Zones in dimensional form per the ASTM F1487 Standard Consumer Safety Performance Specifications for Playground Equipment for Public Use, which are minimum dimensions. Consideration should be given to the number of users and their circulation patterns.

ASTM INTERNATIONAL  
100 Barr Harbor Drive, PO Box C700  
West Conshohocken, PA 19428-2959  
Website: www.astm.org  
E-mail address: service@astm.org



### IPEMA

In the interest of public playground safety, the International Playground Equipment Manufacturers Association (IPEMA) provides a Third Party Certification Service whereby a designated independent laboratory, TÜV America, validates an equipment manufacturer's certification of conformance to ASTM F1487-17, Standard Consumer Safety Performance Specification for Playground Equipment for Public Use, except sections 7.1.1, 10 & 12.6.1, to CAN/CSA 2614, Children's Playspaces and Equipment, except clauses 9.8, 10 & 11, or both. The use of the corresponding logo in GameTime's catalog signifies that GameTime has received written validation from the independent laboratory that the product(s) associated with the use of the logo conforms to the requirements of the indicated standard. Check the IPEMA website, www.ipema.org, to confirm product validation.

IPEMA  
2207 Forest Hills Dr.  
Harrisburg, PA 17112  
Website: www.ipema.org  
E-mail: certification@ipema.org



### OMNIA Partners

OMNIA Partners is a National Collaborative Purchasing Program that is available to all state and local government groups, educational institutions and non-profit organizations. Through OMNIA Partners, you can forgo the bid process and still secure significant discounts on GameTime products and services through a true turnkey solution.



### Kinetic GPO

Kinetic GPO is a cooperative purchasing organization established for Public Sector and MASH entities across Canada, with the specific purpose of reducing procurement cost by leveraging the purchasing power of group buying and saving our members time by simplifying steps to procure.



### General Services Administration

Under the GSA Schedules Program, GSA enters into contracts with commercial firms to provide supplies and services at standard prices for given periods of time. Orders are placed directly with the Schedule contractor, and deliveries are made directly to the customer.

The GSA Schedules Program mirrors commercial buying practices more than any other procurement process in the federal government today. It provides customers with state-of-the-art, high-quality commercial supplies and services at volume discount pricing on a direct delivery basis. All customers, large or small, even those in remote locations, are provided the same services, convenience, and pricing.

### CPSC

The Consumer Product Safety Commission is an independent agency within the United States Federal Government with the authority to inform the public of current product safety performance information and recommended practices. The CPSC first published their guidelines for public playgrounds in 1981 and has updated their publication several times since then. The current CPSC Handbook for Public Playground Safety, publication #325, is an excellent guide for owners and operators of public play environments.

U.S. Consumer Product Safety Commission  
Washington, DC 20207  
Website: www.cpsc.org  
E-mail address: info@cpsc.gov

### CSA

The Canadian Standards Association is an independent and renowned developer of technical standards utilized in evaluating a multitude of products. The CSA standard on Children's Playspaces and Equipment 1990 edition was revised in March, 2020 and is now officially CAN/CSA-2614:20, entitled Children's Playground Equipment and Surfacing. The CSA standard is significantly harmonized with the ASTM F1487-11 standard.

Canadian Standards Association  
5060 Spectrum Way Suite 100  
Mississauga, Ontario L4W 5N6  
Website: www.csa.ca

### ADA

Access Board (The United States Architectural and Transportation Barriers Compliance Board) has compiled Accessibility Guidelines for Play Facilities as set forth in the Americans with Disabilities Act of 1990. The final rules, fact sheets and analysis are all available at the Department of Justice.

Access Board  
1331 F Street, NW  
Washington, DC 20004-1111  
Website: www.access-board.gov  
E-mail address: greenwell@access-board.gov



### TÜV America

Product Service, an international testing and certification organization is a European Union Notified and Competent Body providing services which include product testing and certification. The highly visible TÜV-Mark demonstrates to customers that safety testing and certification has been completed by an independent third-party organization. The "S" pictogram combined with the statements "Safety tested," "EN 1176" and "Production monitored" indicate that these products have passed a comprehensive testing procedure based upon the European Harmonized Standard for Commercial Playground Equipment, EN 1176 and that the GameTime production plant is regularly monitored by TÜV. Contact your international GameTime distributor for complete EN 1176 compliance details.

TÜV SÜD America Inc.  
10 Centennial Drive  
01960 Peabody, MA  
Website: www.tuvsud.com/en-us  
E-mail: info-us@tuvsud.com

### GameTime Policies

**Specifications:** Specifications were current at the time of publication. GameTime has an ongoing policy of product improvement and therefore reserves the right to improve specifications or discontinue products without notice.

**Terms of Sale:** To governmental agencies and tax supported institutions, and those with approved credit, payment is due within 30 days from the date of invoice. A 1.5% per month finance charge will be imposed on all past due accounts. We also accept payment by Visa, Master Card, or American Express with a 2.5% convenience fee charged for each transaction. GameTime's preferred method of payment is by ACH. All other orders will require a 50% deposit at the time of order entry. The balance will be due with a certified check upon receipt of shipment (C.O.D.).

**Prices:** Prices are F.O.B. factory and do not include freight charges. All prices listed were current at the time of publication and quoted in U.S. Funds. Prices are subject to change without notice. Current prices will apply at the time of shipment. Due to the abnormally high cost of fuel and its impact on many of the materials used in our industry, quotations are valid for 30 days only and prices may be subject to material and fuel surcharges at the time of shipment.

**Freight charges:** Freight charges are determined and collected by the carrier unless GameTime is requested and agrees to prepay and add these costs to the invoice.

**Taxes:** If applicable, taxes will be added to the invoice except when a tax exempt certificate is provided with the purchase order at the time of order entry.

**Minimum Order:** Our minimum order is \$50 (USD). Any order less than \$5,000 requires cash with order or payment by major credit card.

**Order Cancellation:** Once accepted, orders can be canceled only with the consent of GameTime, and on terms which will indemnify GameTime against loss. Canceled orders will be subject to a restocking fee. Equipment "built-to-order" is non-cancelable.

**Domestic Shipments:** Unless specifically given routing instructions on the purchase order, shipment will be made via the carrier we consider to be the most economical and practical in reaching the final destination. All domestic shipments are governed by ICC Regulations.

**Delays in transit:** GameTime is not responsible for delays in transit and such delays shall not alter our invoicing terms. If your order does not reach you within a reasonable time after being advised that shipment went forward from our plant, GameTime will be glad to assist in the tracking process.

**Loss or damage in transit:** GameTime is not responsible for loss or damage in transit. When we release the material to the carrier, a bill of lading is signed which states that the shipment was received from us complete and in good condition. A copy of this bill of lading is forwarded to you with the shipment and should be checked carefully with the materials you receive. Any shortage, discrepancy or damage must be noted on the delivery receipt and signed by the carrier's representative. Failure to note exceptions on the delivery receipt may impair your right to recovery from the carrier.

**Weights:** All published weights are estimated and include appropriate packing materials. Actual weights may vary slightly.

### GameTime Trademarks

Altus®, Animal Trackers®, AstroRail®, Build beyond the ordinary, Be extraordinary®, Duradad®, Enriching Childhood Through Play®, Expression Swing®, F5®, FitKid®, Fun Forms™, G2™, GameTime®, Gizmo®, GTR®, GT H20™, HelioCentric®, IONIXG1™, GT Giant Swing®, GTImpax®, GTJams®, GTShade®, GT Xcelerator®, GTWave®, GTRipple®, KidNetix®, KidTime®, GameTime Landmark Design™, Mega Rock®, Merry-Go-All®, Modern City®, Play Has No Limit™, Play is Instrumental®, PlayLab®, PlayTrails®, Playwork®, Pod®, PowerScope®, PrimeTime®, RainWheel®, RockScope®, See What You've Been Missing®, Sensory Wave Climber®, Shadow Play®, Sly Runner®, Sky Wheel®, StreetScope®, SunBlox Shade by GameTime™, The Stadium®, THRIVE®, TotStuff®, TriRunner®, Triton®, TuffClad®, Tuff Forms®, Tru-Loc®, TotStuff®, VistaRope®, Waist-Hi®, WallCano™, WeaveTech®, WilderSlide®, Xscape®, Zero-G®, Zip Slide® are registered trademarks of GameTime, a PlayCore company.

### Partners Trademarks

Boardmaker® is a registered trademark of Tobii Dynavox.

Inclusive Play® is a registered trademark of Inclusive play UK Ltd. Used with permission.



## WARNING

- Installation over a hard surface such as concrete, asphalt, or packed earth may result in serious injury from falls.
- Remove hood and neck drawstrings from children's clothing before children play on a playground.
- Parents, guardians and supervisors should check for hot surfaces before allowing young children to play.
- Parents, guardians and supervisors should not allow children to play on playground equipment while wearing helmets.

GameTime reserves the right to change, update, or alter products and pricing at any time based on availability and other factors. Please refer to gametime.com for up to date pricing and availability or contact your local GameTime representative at 800.235.2440.

## Research and Resources

Our parent company, PlayCore, partners with leading researchers and experts in the fields of play, outdoor recreation, inclusive design, health and wellness, and childhood development. These partners provide independent, research-based scholarly works to help communities design play and recreation spaces based on science and best practices.



## Best Practice Design

PlayCore's innovative design programs are based on valid, scholarly research and can enhance your play and recreation project, taking it to a level of success beyond aesthetics. A successful play and recreation environment lets people succeed physically, socially, and emotionally.

## Curricula & Programs

Programming your play and recreation space helps increase usage and engagement. PlayCore's standards-based curricula and programs maximize a community or school's playground investment.



## Advocacy Tools

PlayCore's advocacy guides provide research to help impact public policies and budgets, maximize resources for play and recreation, and advocate for communities to increase recreation opportunities that advance health and well-being.

GameTime also offers maintenance and supervision guides to help parents and caregivers provide a compliant play experience.



**New!**



### Rock Moss

- Fabric Shade Silver
- Plastic Roof Champagne
- Uprights Metallic
- Accent Beige
- HDPE Brown
- 2 Color HDPE Beige/Green
- Roto Plastic Chartreuse
- Tube Chartreuse
- Rock Deep Granite
- Decks Brown

### Backyard

- Fabric Shade Turquoise
- Plastic Roof Azure
- Uprights Butterscotch
- Accent Sea Mist
- HDPE Yellow
- 2 Color HDPE Yellow/Black
- Roto Plastic Chartreuse
- Tube Chartreuse
- Rock Deep Granite
- Decks Brown

**New!**



**New!**



### Turtle

- Fabric Shade Cedar
- Plastic Roof Brown
- Uprights Chartreuse
- Accent Sea Mist
- HDPE Dolphin Gray
- 2 Color HDPE Azure/White
- Roto Plastic Brown
- Tube Brown
- Rock Deep Granite
- Decks Chocolate

### Bluebell

- Fabric Shade True Blue
- Plastic Roof Blue
- Uprights Ice Butter
- Accent Sea Mist
- HDPE Azure
- 2 Color HDPE Azure/White
- Roto Plastic Blue
- Tube Blue
- Rock Deep Granite
- Decks Blue

**New!**



**New!**



### Verano

- Fabric Shade Turquoise
- Plastic Roof Azure
- Uprights Ocean
- Accent Vanilla
- HDPE Azure
- 2 Color HDPE Azure/White
- Roto Plastic Spring Green
- Tube Spring Green
- Rock Deep Granite
- Decks Blue

### Foxglove

- Fabric Shade Turquoise
- Plastic Roof Azure
- Uprights Royal Purple
- Accent Ice Mint
- HDPE Purple
- 2 Color HDPE Spring Green/White
- Roto Plastic Chartreuse
- Tube Chartreuse
- Rock Deep Granite
- Decks Blue

**New!**



**New!**



### Gecko

- Fabric Shade Lime
- Plastic Roof Spring Green
- Uprights Vanilla
- Accent Beige
- HDPE Spring Green
- 2 Color HDPE Spring Green/White
- Roto Plastic Green
- Tube Green
- Rock Deep Granite
- Decks Chocolate

### Oceanscape

- Fabric Shade True Blue
- Plastic Roof Azure
- Uprights Chartreuse
- Accent Royal Purple
- HDPE Dolphin Gray
- 2 Color HDPE Spring Green/White
- Roto Plastic Azure
- Tube Azure
- Rock Deep Granite
- Decks Brown



**New!**



### Lemonade

- Fabric Shade Yellow
- Plastic Roof Azure
- Uprights Vanilla
- Accent Ocean
- HDPE Azure
- 2 Color HDPE Azure/White
- Roto Plastic Yellow
- Tube Yellow
- Rock Deep Granite
- Decks Blue

### Rolling Wave

- Fabric Shade Navy Blue
- Plastic Roof Sky Blue
- Uprights Sea Mist
- Accent Azure
- HDPE Orange
- 2 Color HDPE Orange/White
- Roto Plastic Sky Blue
- Tube Sky Blue
- Rock Deep Granite
- Decks Blue



**New!**



### Summer Slice

- Fabric Shade Lime
- Plastic Roof Red
- Uprights White
- Accent Chartreuse
- HDPE Spring Green
- 2 Color HDPE Spring Green/White
- Roto Plastic Spring Green
- Tube Red
- Rock Deep Granite
- Decks Blue

### Lagoon

- Fabric Shade Lime
- Plastic Roof Sky Blue
- Uprights Ocean
- Accent Ice Mint
- HDPE Sky Blue
- 2 Color HDPE Sky Blue/White
- Roto Plastic Chartreuse
- Tube Chartreuse
- Rock Deep Granite
- Decks Blue





### Bloom Bay

Fabric Shade True Blue  
 Plastic Roof Spring Green  
 Uprights Champagne  
 Accent Spring Green  
 HDPE Sky Blue  
 2 Color HDPE Sky Blue/White  
 Roto Plastic Sky Blue  
 Tube Spring Green  
 Rock Deep Granite  
 Decks Brown

### Forester

Fabric Shade Forest Green  
 Plastic Roof Green  
 Uprights Brown  
 Accent Beige  
 HDPE Beige  
 2 Color HDPE Beige/Green  
 Roto Plastic Green  
 Tube Green  
 Rock Deep Granite  
 Decks Brown



### Malibu

Fabric Shade Forest Green  
 Plastic Roof Spring Green  
 Uprights Bronze  
 Accent Beige  
 HDPE Spring Green  
 2 Color HDPE Spring Green/White  
 Roto Plastic Spring Green  
 Tube Spring Green  
 Rock Sandstone  
 Decks Brown

### Woodlands

Fabric Shade True Blue  
 Plastic Roof Spring Green  
 Uprights Bronze  
 Accent Vanilla  
 HDPE Blue  
 2 Color HDPE Blue/White  
 Roto Plastic Spring Green  
 Tube Spring Green  
 Rock Deep Granite  
 Decks Chocolate



### Bay View

Fabric Shade Bottle Green  
 Plastic Roof Azure  
 Uprights Ice Mint  
 Accent Ocean  
 HDPE Dolphin Gray  
 2 Color HDPE Gray/Black  
 Roto Plastic Azure  
 Tube Azure  
 Rock Deep Granite  
 Decks Blue

### Timberland

Fabric Shade True Blue  
 Plastic Roof Sky Blue  
 Uprights Brown  
 Accent Spring Green  
 HDPE Sky Blue  
 2 Color HDPE Sky Blue/White  
 Roto Plastic Sky Blue  
 Tube Sky Blue  
 Rock Deep Granite  
 Decks Blue





### Arlington

- Fabric Shade Navy Blue
- Plastic Roof Red
- Uprights Sky Blue
- Accent Sky Blue
- HDPE Dolphin Gray
- 2 Color HDPE Gray/Black
- Roto Plastic Red
- Tube Red
- Rock Deep Granite
- Decks Blue



### Deep Space

- Fabric Shade Dove Blue
- Plastic Roof Sky Blue
- Uprights Starlight
- Accent Yellow
- HDPE Red
- 2 Color HDPE Red/White
- Roto Plastic Sky Blue
- Tube Sky Blue
- Rock Deep Granite
- Decks Blue



### Gum Drop

- Fabric Shade Navy Blue
- Plastic Roof Blue
- Uprights Burgundy
- Accent Butterscotch
- HDPE Blue
- 2 Color HDPE Red/White
- Roto Plastic Blue
- Tube Blue
- Rock Deep Granite
- Decks Blue

## Material Color Options

### Metal Uprights and Accents



### Rotomold Plastic




### HDPE Panels




### Shade Fabric



### VistaRope® Standard



### VistaRope® Custom



\*Colors for VistaRope products only. All standard GameTime ropes are black.


### Decks



### Site Recycled Lumber



### Special Rock





To order the GameTime products in this catalog, please contact your local GameTime representative at 800.235.2440 or visit [gametime.com](http://gametime.com)

© 2025 GameTime, A PlayCore Company. P.O. Box 680121 Fort Payne, Alabama USA 35968-0121 Printed in U.S.A. #168981 ♻️



A PLAYCORE Company

1.800.235.2440 | [gametime.com](http://gametime.com)

