



Buck-A-Bout
#243 Two-Seat w/ Rubber Spring **\$1,999**
 ASTM Use Zone: 13'11" x 15'11" (4.2m x 4.9m)
#200 Four-Seat w/ Coil Spring **\$2,185**
 ASTM Use Zone: 19'0" x 19'0" (5.8m x 5.8m)
 ASTM Fall Height: 1' (0.3m)
 Recommended Ages: 2 to 5 or 5 to 12 years
#4880 In-ground package Kit **\$171**



Surfboard
#8475 **\$9,999**
 ASTM Use Zone: 15'11" x 21'5" (4.9m x 6.5m)
 ASTM Fall Height: 4' (1.2m)
 Recommended Ages: 5 to 12 years
 One or more children can rock, balance, or sit on this fun and inclusive activity.



Rockin' Robin
#38020 **\$5,149**
 ASTM Use Zone: 15'9" x 15'3" (4.8m x 4.7m)
 ASTM Fall Height: 5' (1.5m)
 Recommended Ages: 2 to 5 or 5 to 12 years




The Dragonfly
#38000 **\$5,999**
 ASTM Use Zone: 21'0" x 18'3" (6.4m x 5.6m)
 ASTM Fall Height: 4' (1.2m)
 Recommended Ages: 2 to 5 or 5 to 12 years



2 Person Dune Buggy Spring Rider
#6364 **\$3,252**
 Recommended Ages: 2 to 5 or 5 to 12 years

Bouncy Beginnings

Looking for the perfect spring rider for younger adventurers? Visit p81 to view our selection of tot-sized motion activities.



RoxAll See Saw
#6245 **\$12,296**
 ASTM Use Zone: 17'4" x 23'6" (5.3m x 7.2m)
 ASTM Fall Height: 4' (1.2m)
 Recommended Ages: 5 to 12 years
#17257 5-Point Harness Kit **\$281**
 Harness does not meet ASTM standards.
 For supervised use only.



Inclusive See Saw
#6299 **\$9,633**
 ASTM Fall Height: 3' (0.9m)
 Recommended Ages: 2 to 5 or 5 to 12 years



Deco Spring Rider
#6247 Single **\$1,915**
 ASTM Use Zone: 13'0" x 14'4" (4.0m x 4.4m)
 ASTM Fall Height: 4' (1.2m)
 Recommended Ages: 2 to 5 or 5 to 12 years



Deco Spring Rider
#6248 Double **\$3,258**
 ASTM Use Zone: 13'7" x 15'9" (4.1m x 4.8m)
 ASTM Fall Height: 4' (1.2m)
 Recommended Ages: 2 to 5 or 5 to 12 years



Rock-a-Bout
#6254 **\$5,884**
 ASTM Use Zone: 15'6" x 15'6" (4.7m x 4.7m)
 ASTM Fall Height: 4' (1.2m)
 Recommended Ages: 2 to 5 or 5 to 12 years



New!
Duo Rocker
#6377 **\$3,206**
 ASTM Use Zone: 15'0" x 15'2" (4.6m x 4.6m)
 ASTM Fall Height: 3' (0.9m)
 Recommended Ages: 2 to 5 or 5 to 12 years



Like Duo Spinner, Duo Rocker includes a partition to help reduce unwanted contact during play.

WARNING: Installation over a hard surface such as concrete, asphalt, or packed earth may result in serious injury from falls.



#63651



#63661



#63671

2 Person HDPE Spring Riders
#63651 Motorcycle **\$2,999**
#63661 Police Motorcycle **\$2,999**
#63671 Fire Truck **\$2,999**
#6368 Canoe **\$2,999**
#6369 Sea Plane **\$2,999**
 ASTM Use Zone: Varies by design.
 Visit gametime.com for details.
 ASTM Fall Height: 4' (1.2m)
 Recommended Ages: 2 to 5 years



#6368



#6369

Product details, pricing, and availability are subject to change. Visit gametime.com for the most up-to-date information.



SkyRun ZipLine
 #5120 75' (shown) Call for Price
 #5122 100' Call for Price
 ASTM Fall Height: 4' (1.2m)
 Recommended Ages: 5 to 12 years

SkyRun ZipLine and ZipTrack promote physical and cognitive development, as well as decision-making skills associated with positive risk-taking.



SkyRun ZipTrack
 #91782 50' w/ Zip Seat \$21,724
 #91781 50' w/ Zero-G Seat \$19,655
 ASTM Use Zone: 6'11" x 21'0" (18.6m x 6.4m)
 #91778 35' w/ Zero-G Seat \$17,586
 #91777 35' w/ Zip Seat \$15,517
 ASTM Use Zone: 46'3" x 21'0" (14.1m x 6.4m)
 ASTM Fall Height: 8' (2.4m)
 Recommended Ages: 5 to 12 years



SkyRun ZipTrack Double
 #91862 35' w/ Zip Seat & Zero-G Seat \$32,069
 #91863 50' w/ Zip Seat & Zero-G Seat \$39,310
 ASTM Use Zone: 66'2" x 28'1" (20.2m x 8.6m)
 #91780 35' w/ Two Zip Seats \$34,138
 #91779 35' w/ Two Zero-G Seats \$30,000
 ASTM Use Zone: 46'3" x 28'0" (14.1m x 8.5m)
 #91784 50' w/ Two Zero-G Seats \$41,379
 #91783 50' w/ Two Zip Seats \$37,717
 ASTM Use Zone: 61'2" x 28'3" (18.6m x 8.6m)
 ASTM Fall Height: 8' (2.4m)
 Recommended Ages: 5 to 12 years

⚠ **WARNING:** Installation over a hard surface such as concrete, asphalt, or packed earth may result in serious injury from falls.



Expression Swing® Toddler
 #5158 3.5' Toprail
 #5159 5' Toprail
 Recommended Ages: Adult, 12-24 months
 Design and Utility Patents by GameTime
 gametime.com/patents



Expression Swing®
 #5128 3.5' Toprail
 #5145 5' Toprail
 Recommended Ages: Adult, 24-48 months
 Design and Utility Patents by GameTime
 gametime.com/patents



Expression Swing® Universal
 #5165 3.5' Toprail
 #5166 5' Toprail
 Recommended Ages: Adult, 5-12 years
 Design and Utility Patents by GameTime
 gametime.com/patents
 #5173 5-Point Harness Kit
 Harness does not meet ASTM standards.
 For supervised use only.



Expression Swing® Tandem
 #5167 3.5' Toprail
 #5168 5' Toprail
 Recommended Ages: Adult, 5-12 years
 Design and Utility Patents by GameTime
 gametime.com/patents



Expression Swing® PowerScape Frame
 #5149 Solo
 #5150 Add-A-Bay™
 ASTM Use Zone: 30'9" x 20'3" (9.4m x 6.2m)
 ASTM Fall Height: 8' (2.4m)



Expression Swing® PrimeTime Frame
 #5151 Solo
 #5152 Add-A-Bay™
 ASTM Use Zone: 31'0" x 20'1" (9.5m x 6.1m)
 ASTM Fall Height: 8' (2.4m)



Expression Swing® Xscape Frame
 #5147 Solo
 #5148 Add-A-Bay™
 ASTM Use Zone: 31'0" x 20'0" (9.5m x 6.1m)
 ASTM Fall Height: 8' (2.4m)

Never Miss a Moment!

Expression Swing® is the industry's first face-to-face, eye-to-eye playground swing that promotes attunement, or emotional bonding, between users. With four unique sizes and styles, it's the only swing of its kind to address the needs of every generation and ability.



ADA PrimeTime Swing Frame

#12583 8' (2.4m)
ASTM Use Zone: 31'0" x 24'9" (9.5m x 7.5m)
#12584 Add-A-Bay
ASTM Use Zone: 22'6" x 31' (6.9m x 9.5m)
ASTM Fall Height: 8' (2.4m)

3-1/2" (9cm) O.D. galvanized steel uprights & top rail.
#12584 Use Zone includes one regular swing bay and one Add-A-Bay. Seat packages sold separately.



ADA Powerscape Swing Frame

#10847 8' (2.4m)
ASTM Use Zone: 30'9" x 24'11" (9.4m x 7.6m)
ASTM Fall Height: 8' (2.4m)
#10848 8' Add-A-Bay
ASTM Use Zone: 23'1" x 30'9" (7.0m x 9.4m)
ASTM Fall Height: 8' (2.4m)

#81600 10' (3m)
ASTM Use Zone: 38'6" x 23'11" (11.7m x 7.3m)
ASTM Fall Height: 10' (3.1m)
#81601 10' Add-A-Bay
ASTM Use Zone: 23'11" x 38'6" (7.1m x 11.7m)
ASTM Fall Height: 10' (3.1m)

5" (13cm) O.D. galvanized steel uprights & top rail.
#10848 and #81601 Use Zones include one regular swing bay and one Add-A-Bay. Seat packages sold separately.



PowerScope 10' Combo Swing Frame

#81602 10' (3m) Combo Swing (shown)
ASTM Use Zone: 23'11" x 39'1" (7.3m x 11.9m)
ASTM Fall Height: 8' (2.4m)
#81603 10' Center Combo Swing
ASTM Use Zone: 23'11" x 39'1" (7.3m x 11.9m)
ASTM Fall Height: 10' (3.1m)

3-1/2" (9cm) O.D. galvanized steel uprights & top rail.



Modern City® Swing Frame

#32506 8' (2.4m)
ASTM Use Zone: 31'0" x 25'0" (9.5m x 7.6m)
ASTM Fall Height: 8' (2.4m)
#32507 8' (2.4m) Add-A-Bay
ASTM Use Zone: 31'0" x 24'5" (9.5m x 7.4m)
ASTM Fall Height: 8' (2.4m)
#32504 10' (3m)
ASTM Use Zone: 39'1" x 25'0" (11.9m x 7.6m)

#32505 10' (3m) Add-A-Bay
ASTM Use Zone: 39'1" x 24'6" (11.9m x 7.5m)

3" x 5" (7.6cm x 12.7cm) rectangular steel tubing with a 3-1/2" (9cm) top rail.



ADA Xscape® Swing Frame

#26119 5 to 12 Swing 8' (2.4m)
ASTM Use Zone: 30'11" x 24'4" (9.4m x 7.4m)
ASTM Fall Height: 8' (2.4m)
#26120 5 to 12 Swing Add-A-Bay
ASTM Use Zone: 23'9" x 33'0" (7.2m x 10.1m)
ASTM Fall Height: 8' (2.4m)
#36056 2 to 5 Swing 7' (2.1m)
ASTM Use Zone: 27'0" x 23'3" (8.2m x 7.1m)
ASTM Fall Height: 7' (2.1m)

#36057 2 to 5 Swing Add-A-Bay
ASTM Use Zone: 23'7" x 27'0" (7.2m x 8.2m)
ASTM Fall Height: 7' (2.1m)

3-1/2" (9cm) O.D. galvanized steel uprights & top rail.
#26120 and #36057 Use Zones include one regular swing bay and one Add-A-Bay. Seat packages sold separately.

Swing into Action

The soothing back-and-forth motion of swinging offers a wealth of benefits. It stimulates the vestibular system, enhancing balance, spatial awareness, and overall body coordination.

⚠ WARNING: Installation over a hard surface such as concrete, asphalt, or packed earth may result in serious injury from falls.



Saucer Swing Add-A-Bay

#5918SP
ASTM Use Zone: 30'9" x 24'11"
ASTM Fall Height: 8' (2.4m)
Recommended Ages: 2 to 5 or 5 to 12 years



Saucer Swing

#5208
ASTM Use Zone: 23'7" x 22'9" (7.2m x 6.9m)
ASTM Fall Height: 6' (1.8m)
Recommended Ages: 2 to 5 or 5 to 12 years



PowerScope Tire Swing

#10777 6'8" (2m) (shown)
ASTM Use Zone: 20'6" x 26'10" (6.3m x 8.2m)

#10778 Add-A-Bay
ASTM Use Zone: 23'2" x 20'7" (7.1m x 6.3m)

5" (9cm) O.D. galvanized steel uprights & top rail.



Arch Swing

#5058 1 Bay (shown)
ASTM Use Zone: 23'10" x 23'7" (7.3m x 7.2m)

#5059 2 Bay
ASTM Use Zone: 35'4" x 23'10" (10.8m x 7.3m)

ASTM Fall Height: 6' (1.8m)
Recommended Ages: 2 to 5 or 5 to 12 years
Galvanized steel uprights. Seat Included.



Swing Shade Frame

#5191 1 Bay
ASTM Use Zone: 24'1" x 30'9" (7.3m x 9.4m)
#5192 2 Bay
ASTM Use Zone: 35'7" x 30'9" (10.9m x 9.4m)
#5193 3 Bay
ASTM Use Zone: 47'1" x 30'9" (14.4m x 9.4m)
#5194 4 Bay
ASTM Use Zone: 58'7" x 30'9" (17.9m x 9.4m)

ASTM Fall Height: 8' (2.4m)
Includes swing frame and shade structure.
Swing seats and swing hardware sold separately.

Product details, pricing, and availability are subject to change. Visit gametime.com for the most up-to-date information.



5 to 12 Zero-G Chair





Adaptive Swing Seat

Inclusive Benefit

Our Zero-G and Adaptive Swing seats include additional supports like a high back or molded harness to help children maintain an upright and neutral body position.

Classic Swings

Classic Swing Frames (Swing seat packages must be ordered separately and are not included with swing frames.)

	2-3/8" O.D. Toprail		3-1/2" O.D. Toprail		# of Seats	Toprail Height	ASTM Use Zone
	Painted	Galvanized	Painted	Galvanized			
 Base Swing	#P8542	#8542	#P8544	#8544	2	8' (2.4m)	32'8" x 31'0" (10m x 9.4m)
	#P5542	#5542	#P8545	#8545	2	8' (2.4m)	32'0" x 31'0" (9.8m x 10.1m)
 Add-A-Bay	#P8546	#8546	#P8548	#8548	2	8' (2.4m)	44'0" x 31'0" (13.4m x 9.4m)
	#P5546	#5546	#P8549	#8549	2	8' (2.4m)	32'0" x 28'0" (9.8m x 8.6m)



* Swing shown with one Add-A-Bay™.



Accessories

Galvanized Chain
 #80 Chain (per foot)
 #1080 Heavy-duty Chain (per foot)

"S" Hook Pliers
 #4248

"S" Hooks
 #1

Swing Clevis
 #166683

Swing Hangers
 #1462 3-1/2" O.D. Toprail
 #1461 2-3/8" O.D. Toprail
 #1487 5" O.D. Toprail

Tire Swing Accessories
 #159194 Tire Swing Bracket
 #176318 44-1/8" Chain
 #300196 Tire Seat
 #304005 Tire Seat Support Ring



Ask about our anti-wrap swing hangers.

WARNING: Installation over a hard surface such as concrete, asphalt, or packed earth may result in serious injury from falls.

Swing Seat Packages with Standard "S"-Hook Enclosure (May require "S"-hook pliers #4248 to close "S"-hooks.)

Seat	O.D. Toprail	Includes Galvanized Chain & Hardware		Includes Stainless Steel Chain & Hardware	
		8' (2.4m) High	10' (3m) High	8' (2.4m) High	10' (3m) High
Enclosed Tot Seat	2-3/8" (6 cm)	#1469	N/A	#SS1469	N/A
Enclosed Tot Seat	3-1/2" (8.9 cm)	#1470	N/A	#SS1470	N/A
Enclosed Tot Seat	5" (12.7cm)	#1464	N/A	#SS1464	#SS1464
Super Seat-2	2-3/8" (6 cm)	#1477	#1477	#SS1477	#SS1477
Super Seat-2	3-1/2" (8.9 cm)	#1479	#1479	#SS1479	#SS1479
Super Seat-2	5" (12.7cm)	#1467	#1467	#SS1467	#SS1467
Belt Seat	2-3/8" (6 cm)	#1481	#1481	#SS1481	#SS1481
Belt Seat	3-1/2" (8.9 cm)	#1483	#1483	#SS1483	#SS1483
Belt Seat	5" (12.7cm)	#1468	#1468	#SS1468	#SS1468

Swing Seat Packages with Clevis Attachment

Seat	O.D. Toprail	Includes Galvanized Chain & Hardware		Includes Stainless Steel Chain & Hardware	
		8' (2.4m) High	10' (3m) High	8' (2.4m) High	10' (3m) High
Enclosed Tot Seat	2-3/8" (6 cm)	#8695	N/A	#SS8695	N/A
Enclosed Tot Seat	3-1/2" (8.9 cm)	#8696	N/A	#SS8696	N/A
Enclosed Tot Seat	5" (12.7cm)	#8914	N/A	#SS8914	N/A
Super Seat-2	2-3/8" (6 cm)	#8904	#8905	#SS8904	#SS8905
Super Seat-2	3-1/2" (8.9 cm)	#8906	#8907	#SS8906	#SS8907
Super Seat-2	5" (12.7cm)	#8917	#4955	#SS8917	#SS4955
Belt Seat	2-3/8" (6 cm)	#8908	#8909	#SS8908	#SS8909
Belt Seat	3-1/2" (8.9 cm)	#8910	#8911	#SS8910	#SS8911
Belt Seat	5" (12.7cm)	#8918	#4954	#SS8918	#SS4954



Adaptive Swing Seat Packages

Seat	O.D. Toprail	Galvanized Chain		Stainless Steel Chain	
		8' (2.4m) High		8' (2.4m) High	
Adaptive Seat	2-3/8" (6 cm)	#8531		#SS8531	
Adaptive Seat	3-1/2" (8.9 cm)	#8537		#SS8537	
Adaptive Seat	5" (12.7cm)	#17255		#SS7255	
Adaptive Seat with 5-Point Restraint		#17247			

Zero-G Chair Seat Packages

Seat	O.D. Toprail	Includes Galvanized Chain & Hardware		Includes Stainless Steel Chain & Hardware	
		8' (2.4m) High	10' (3m) High	8' (2.4m) High	10' (3m) High
Zero-G Chair (2 to 5)	2-3/8" (6 cm)	#8554	N/A	#SS8554	N/A
Zero-G Chair (2 to 5)	3-1/2" (8.9 cm)	#8555	N/A	#SS8555	N/A
Zero-G Chair (2 to 5)	5" (12.7cm)	#81752	N/A	#SS1752	N/A
Zero-G Chair (5 to 12)	2-3/8" (6 cm)	#8550	#8551	#SS8550	#SS8551
Zero-G Chair (5 to 12)	3-1/2" (8.9 cm)	#8552	#8553	#SS8552	#SS8553
Zero-G Chair (5 to 12)	5" (12.7cm)	#81750	N/A	#SS1750	N/A

Swing Seats

	Super Seats #999 Seat #8690 Seat with Clevis Recommended Ages: 5 to 12 years
	NexGen Seats #4951 3-1/2" #4952 5" Recommended Ages: 5 to 12 years



Enclosed Tot Seats
 #8520 Seat
 #8693 Seat with Clevis
 Recommended Ages: 5 to 12 years

Belt Seats
 #1047 Seat
 #8691 Seat with Clevis
 Recommended Ages: 5 to 12 years

Product details, pricing, and availability are subject to change. Visit gameitme.com for the most up-to-date information.



Jazz Chimes
 #4680 Combo \$8,914
 #4681 A Minor \$4,650
 #4682 C Minor \$4,650
 Recommended Ages: 2 to 5 or 5 to 12 years



Harmonic Chimes
 #4675 Set of 1 \$1,522
 #4676 Set of 3 \$4,567
 #3249 Set of 7 (above) \$10,433
 Recommended Ages: 2 to 5 or 5 to 12 years



Concert
 #4678 Duo \$4,691
 #3259 Trio (shown) \$6,227
 Recommended Ages: 2 to 5 or 5 to 12 years




Melody Chimes
 #4677 \$8,205
 Recommended Ages: 2 to 5 or 5 to 12 years



Cantata Chimes
 #3256 \$7,021
 Recommended Ages: 2 to 5 or 5 to 12 years



Music Time
 #81754 \$2,416
 Includes 3 instruments



Merry Musical
 #6223 \$7,157
 10 instruments include tonal & rhythmic sounds.



Accessible design makes it easy for everyone to play music together. Includes patented adaptive mallet.

Design and Utility Patents by GameTime gametime.com/patents



Drum Circle
 #81749 \$15,661
 Features 18 instruments to create a variety of complimentary rhythms.



Beat Club
 #81748 \$3,412
 Includes 6 instruments.

Sound Levels that are Music to Your Ears

All of our musical instruments produce sound at a comfortable volume for users without disturbing residential neighborhoods.

WARNING: Installation over a hard surface such as concrete, asphalt, or packed earth may result in serious injury from falls.

Product details, pricing, and availability are subject to change. Visit gametime.com for the most up-to-date information.



Guitar Panel
#90877 \$4,957
Uprights not included in price



Keyboard Panel
#90876 \$4,957
Uprights not included in price



Drums Panel
#90878 \$4,957
Uprights not included in price

Engage the Senses

The Sensory Wave Wall is a freestanding activity that can be installed anywhere in your playful space. Packed with interactive gadgets and sensory features, this activity wall offers a fun and inclusive experience for people of all ages and abilities to enjoy together.

New!



Sensory Wave Wall
#6380 12" Sensors \$2,435
#6382 20" Sensors \$2,675
ASTM Use Zone: 6'9" x 10" (2.1m x 0.3m)
Recommended Ages: 2 to 5 or 5 to 12 years
Add your choice of GT Sensors. See p180 for all options.



ShadowPlay® Flower
#6238 \$7,463
Recommended Ages: 5 to 12



Sensory Ring
#3240 \$855
Sensor not included.
Add your choice of GT Sensor. See p180 for all options.



Playful Shadows

Children turn the ground-level handle to spin the ShadowPlay® flower above. The panels cast colorful shadows along the ground to create a visual sensory play experience.



Inclusive Communication

Developed in partnership with Boardmaker®, our freestanding Communication Panel includes familiar symbols and a complete alphabet so everyone can communicate and play together.

Communication Panel
#6375 \$2,710



Custom Graphic Signs
#5035 One-sided \$2,675
#5036 Two-sided \$3,772
One or two-sided graphics. Camera-ready artwork must be provided at the time of order or additional charges will apply.



Age-Appropriate Graphic Signs
#5032 2 to 5 years \$1,956
#5033 5 to 12 years \$1,956
#5034 2 to 5 or 5 to 12 years \$1,956




Welcome Signs HPL
#5178 2 to 5 years \$774
#5179 5 to 12 years \$774
#5180 2 to 5 or 5 to 12 years \$774
#5271 6 to 23 months \$774

Product details, pricing, and availability are subject to change. Visit gameit.com for the most up-to-date information.

Award-Winning Inclusive Design

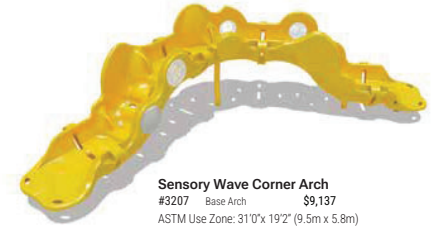
The Sensory Wave System® is internationally-recognized as a revolutionary and inclusive play experience. Boasting molded-in hand and foot holds, a transfer-height platform, interactive play activities, and much more; it is a one-of-a-kind fusion of climbing and sensory play designed for everyone to enjoy!



Sensory Wave transfer makes it easy for children to transfer to and from a mobility device.



Sensory Wave Transfer
 #3210 Base Arch \$6,275
 ASTM Use Zone: 21'5" x 17'0" (6.5m x 5.2m)
 ASTM Fall Height: 4' (1.2m)
 Recommended Ages: 2 to 5 or 5 to 12 years
 Optional sensors purchased separately.



Sensory Wave Corner Arch
 #3207 Base Arch \$9,137
 ASTM Use Zone: 31'0" x 19'2" (9.5m x 5.8m)
 ASTM Fall Height: 4' (1.2m)
 Recommended Ages: 2 to 5 or 5 to 12 years
 Optional sensors purchased separately.



Sensory Wave Arch
 #3206 Base Arch \$7,025
 ASTM Use Zone: 28'2" x 15'2" (8.6m x 4.6m)
 ASTM Fall Height: 4' (1.2m)
 Recommended Ages: 2 to 5 or 5 to 12 years
 Optional sensors purchased separately.



Sensory Wave Horseshoe Arch
 #3208 Base Arch \$13,364
 ASTM Use Zone: 25'11" x 23'7" (7.9m x 7.2m)
 ASTM Fall Height: 4' (1.2m)
 Recommended Ages: 2 to 5 or 5 to 12 years
 Optional sensors purchased separately.



Sensory Wave "S"
 #3209 Base Arch \$8,574
 ASTM Use Zone: 29'3" x 17'0" (8.9m x 5.2m)
 ASTM Fall Height: 4' (1.2m)
 Recommended Ages: 2 to 5 or 5 to 12 years
 Optional sensors purchased separately.

Multi-Sensory Climbing Experience

It's a climbing activity. It's a sensory activity. It's something completely different for the playground that encourages children of all abilities to play together!

See GT Sensor options on p180.

⚠ WARNING: Installation over a hard surface such as concrete, asphalt, or packed earth may result in serious injury from falls.

Product details, pricing, and availability are subject to change. Visit gameitme.com for the most up-to-date information.



Frog Climber
 #38004 \$19,616
 ASTM Use Zone: 19'11" x 22'9" (6.1m x 6.9m)
 ASTM Fall Height: 5' (1.5m)
 Recommended Ages: 2 to 5 or 5 to 12 years
 Green net body and red net "tongue" only.



The Spider
 #38002 \$13,342
 ASTM Use Zone: 24'11" x 21'6" (7.6m x 6.6m)
 ASTM Fall Height: 6' (1.8m)
 Recommended Ages: 5 to 12 years



Butterfly Net
 #38003 \$22,111
 ASTM Use Zone: 24'8" x 23'7" (7.5m x 7.2m)
 ASTM Fall Height: 4' (1.2m)
 Recommended Ages: 2 to 5 or 5 to 12 years



New!

Falcon's Nest
 #5272 \$24,414
 ASTM Use Zone: 19'6" x 20'7" (5.9m x 6.3m)
 ASTM Fall Height: 8' (2.4m)
 Recommended Ages: 5 to 12 years

Create Your Own Adventure

Falcon's Nest is a multi-sided, freestanding rope climber that naturally invites children to climb and explore! This activity provides multiple climbing paths and challenge levels for children to navigate.



Sensory Dome Small
 #6255 \$10,045
 ASTM Use Zone: 21'10" x 21'6" (6.7m x 6.6m)
 ASTM Fall Height: 4' (1.2m)
 Recommended Ages: 2 to 5 or 5 to 12 years



Sensory Dome Medium
 #6256 \$14,684
 ASTM Use Zone: 24'2" x 23'4" (7.4m x 7.1m)
 ASTM Fall Height: 6' (1.8m)
 Recommended Ages: 5 to 12 years



Sensory Dome Large
 #6257 \$22,409
 ASTM Fall Height: 8' (2.4m)
 Recommended Ages: 5 to 12 years

Climbing Reimagined

Our TriNets are highly versatile— they can stand alone as a freestanding play activity, connect to a PowerScape play system, or interlink with other TriNet climbers of different sizes.



TriNet Medium
 #32066 \$28,071
 ASTM Use Zone: 26'11" x 22'10" (8.2m x 7.0m)
 ASTM Fall Height: 7' (2.1m)
 Recommended Ages: 5 to 12 years



TriNet Large
 #32073 \$30,497
 ASTM Use Zone: 24'3" x 24'7" (7.4m x 7.5m)
 ASTM Fall Height: 8' (2.4m)
 Recommended Ages: 5 to 12 years

WARNING: Installation over a hard surface such as concrete, asphalt, or packed earth may result in serious injury from falls.



Product details, pricing, and availability are subject to change. Visit gametime.com for the most up-to-date information.

Modern City® Climbers

Experience a modern take on traditional playground climbers with Modern City. The compact size makes it easy to install in small spaces, but the multi-level design packs in plenty of ways to play. We combine heavy-duty materials like steel and aluminum with steel cables and tamper-proof hardware to make sure your playground looks great for years to come.



MCV1RI
#MCV1RI \$39,878
ASTM Use Zone: 30'0" x 26'8" (9.1m x 8.1m)
ASTM Fall Height: 4' (1.2m)
Recommended Ages: 2 to 5 years



MCV1SI
#MCV1SI \$39,878
ASTM Use Zone: 30'0" x 26'8" (9.1m x 8.1m)
ASTM Fall Height: 4' (1.2m)
Recommended Ages: 2 to 5 years



MCX2NI
#MCX2NI \$95,736
ASTM Use Zone: 31'9" x 34'6" (9.7m x 10.5m)
ASTM Fall Height: 8' (2.4m)
Recommended Ages: 5 to 12 years



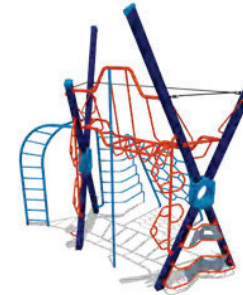
MCX3RI
#MCX3RI \$119,658
ASTM Use Zone: 36'7" x 47'0" (11.2m x 14.3m)
ASTM Fall Height: 8' (2.4m)
Recommended Ages: 5 to 12 years



WARNING: Installation over a hard surface such as concrete, asphalt, or packed earth may result in serious injury from falls.



MCM1NI
#MCM1NI \$50,983
ASTM Use Zone: 28'1" x 22'11" (8.6m x 7.0m)
ASTM Fall Height: 10' (3.1m)
Recommended Ages: 5 to 12 years



MCM2NI
#MCM2NI \$35,090
ASTM Use Zone: 28'1" x 22'11" (8.6m x 7.0m)
ASTM Fall Height: 9' (2.7m)
Recommended Ages: 5 to 12 years



MCM4NI
#MCM4NI \$6,898
ASTM Use Zone: 22'3" x 16'5" (6.8m x 5.0m)
ASTM Fall Height: 6' (1.8m)
Recommended Ages: 5 to 12 years

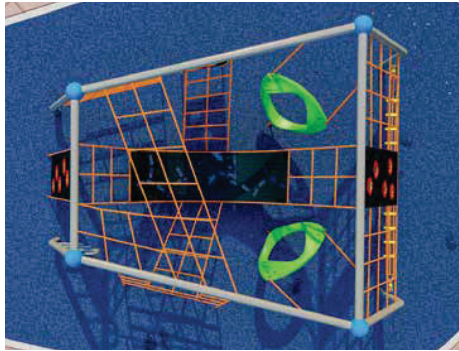
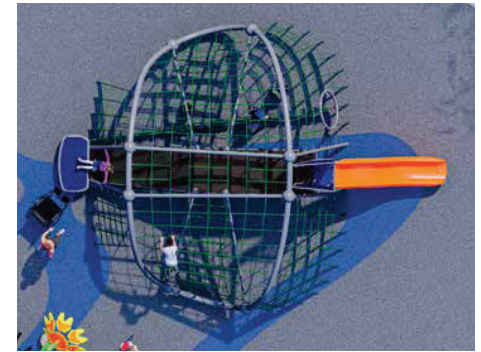


MCM3RI
#MCM3RI \$71,805
ASTM Use Zone: 27'3" x 45'0" (8.3m x 13.7m)
ASTM Fall Height: 6' (1.8m)
Recommended Ages: 5 to 12 years

Product details, pricing, and availability are subject to change. Visit gametime.com for the most up-to-date information.





GTWave®
#5916SP \$77,487
 ASTM Use Zone: 42'6" x 34'9" (13.0m x 10.6m)
 ASTM Fall Height: 10' (3.1m)
 Recommended Ages: 5 to 12 years



GTEdge
#6000SP \$36,207
 ASTM Use Zone: 27'3" x 23'5" (8.3m x 7.1m)
 ASTM Fall Height: 7' (2.1m)
 Recommended Ages: 5 to 12 years



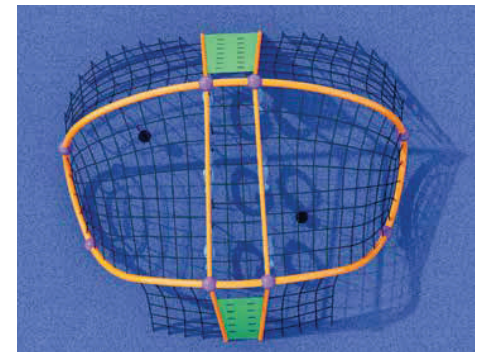
GTSplash
#6257SP \$64,683
 ASTM Use Zone: 43'6" x 26'5" (13.3m x 8.1m)
 ASTM Fall Height: 10' (3.1m)
 Recommended Ages: 5 to 12 years



GTSwell
#5999SP \$44,560
 ASTM Use Zone: 31'3" x 28'11" (9.5m x 8.8m)
 ASTM Fall Height: 8' (2.4m)
 Recommended Ages: 5 to 12 years



GTRipple®
#5923SP \$59,990
 ASTM Use Zone: 34'9" x 32'9" (10.6m x 10.0m)
 ASTM Fall Height: 8' (2.4m)
 Recommended Ages: 5 to 12 years



⚠ **WARNING:** Installation over a hard surface such as concrete, asphalt, or packed earth may result in serious injury from falls.

Product details, pricing, and availability are subject to change. Visit game-time.com for the most up-to-date information.



Explore New Worlds

Our themed VistaRope products invite children to immerse themselves in larger-than-life adventures. Crafted with our durable WeaveTech® cabling system, these nets create imaginative spaces where kids can soar through the sky in a plane, embark on a heroic journey on the back of a dragon, or explore the ocean's depths with the help of a stingray.



New!

VistaJet 1
 #7337SP \$94,938
 ASTM Use Zone: 39'1" x 34'9" (11.9m x 10.6m)
 ASTM Fall Height: 6' (1.8m)
 Recommended Ages: 5 to 12 years



New!

VistaDragon 1
 #7338SP \$146,941
 ASTM Use Zone: 40'3" x 50'3" (12.3m x 15.3m)
 ASTM Fall Height: 12' (3.7m)
 Recommended Ages: 5 to 12 years

⚠ **WARNING:** Installation over a hard surface such as concrete, asphalt, or packed earth may result in serious injury from falls.



New!

VistaRay 1
 #7336SP \$116,800
 ASTM Use Zone: 58'5" x 52'10" (17.8m x 16.1m)
 ASTM Fall Height: 8' (2.4m)
 Recommended Ages: 5 to 12 years

Product details, pricing, and availability are subject to change. Visit gamestime.com for the most up-to-date information.



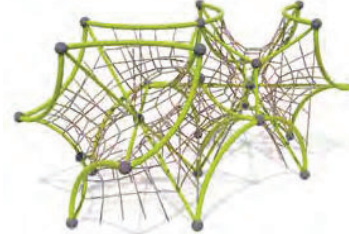
New!

Vista Cube 1
 #7323SP \$10,470
 ASTM Use Zone: 22'8" x 21'1" (6.9m x 6.4m)
 ASTM Fall Height: 7' (2.1m)
 Recommended Ages: 5 to 12 years




New!

Vista Cube 2
 #7324SP \$19,750
 ASTM Use Zone: 25'6" x 27'2" (7.8m x 8.3m)
 ASTM Fall Height: 9' (2.7m)
 Recommended Ages: 5 to 12 years



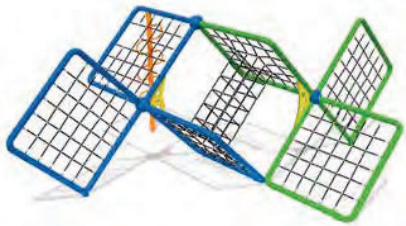
New!

Vista Cube 5
 #7331SP \$66,393
 ASTM Use Zone: 32'5" x 22'6" (9.9m x 6.9m)
 ASTM Fall Height: 10' (3.1m)
 Recommended Ages: 5 to 12 years



New!

Vista Cube 6
 #7332SP \$55,101
 ASTM Use Zone: 26'7" x 38'0" (8.1m x 11.6m)
 ASTM Fall Height: 6' (1.8m)
 Recommended Ages: 5 to 12 years



New!

Vista Cube 3
 #7325SP \$44,000
 ASTM Use Zone: 32'1" x 39'10" (9.8m x 12.1m)
 ASTM Fall Height: 10' (3.1m)
 Recommended Ages: 5 to 12 years



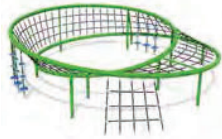
New!

Vista Cube 4
 #7330SP \$34,803
 ASTM Use Zone: 22'6" x 22'6"
 ASTM Fall Height: 10' (3.1m)
 Recommended Ages: 5 to 12 years



⚠ WARNING: Installation over a hard surface such as concrete, asphalt, or packed earth may result in serious injury from falls.

Product details, pricing, and availability are subject to change. Visit game-time.com for the most up-to-date information.



New!

Vista Loop 1
#7326SP \$50,450
ASTM Use Zone: 35'11" x 35'6" (10.9m x 10.8m)
ASTM Fall Height: 6' (1.8m)
Recommended Ages: 5 to 12 years



New!

Vista Loop 2
#7327SP \$74,888
ASTM Use Zone: 35'5" x 38'11" (10.8m x 11.6m)
ASTM Fall Height: 7' (2.1m)
Recommended Ages: 5 to 12 years



New!

Vista Loop 3
#7328SP \$52,423
ASTM Use Zone: 31'8" x 31'9" (9.7m x 9.7m)
ASTM Fall Height: 9' (2.7m)
Recommended Ages: 5 to 12 years

Be in the Loop

Complemented by their curved frames, VistaLoop products feature dual-sided, looping designs that promote continuous activity for a dynamic play experience.



New!

Vista Loop 4
#7333SP \$46,533
ASTM Use Zone: 38'8" x 26'2" (11.8m x 8.0m)
ASTM Fall Height: 8' (2.4m)
Recommended Ages: 5 to 12 years

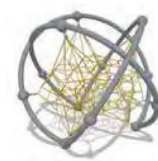


New!

Vista Loop 5
#7334SP \$20,375
ASTM Use Zone: 20'0" x 29'0" (6.1m x 8.8m)
ASTM Fall Height: 5' (1.5m)
Recommended Ages: 5 to 12 years



WARNING: Installation over a hard surface such as concrete, asphalt, or packed earth may result in serious injury from falls.



VistaArc Sphere 1
#5946SP \$42,023
ASTM Use Zone: 26'4" x 24'9" (8.0m x 7.5m)
ASTM Fall Height: 7' (2.1m)
Recommended Ages: 5 to 12 years



VistaArc Dome 1
#5948SP \$20,628
ASTM Use Zone: 25'6" x 25'6" (7.8m x 7.8m)
ASTM Fall Height: 6' (1.8m)
Recommended Ages: 2 to 5 or 5 to 12 years



VistaArc Dome 2
#5949SP \$25,259
ASTM Use Zone: 26'11" x 26'11" (8.2m x 8.2m)
ASTM Fall Height: 6' (1.8m)
Recommended Ages: 5 to 12 years



VistaArc Orbiter
#6610SP \$72,217
ASTM Use Zone: 37'9" x 36'11" (11.5m x 11.2m)
ASTM Fall Height: 10' (3.1m)
Recommended Ages: 5 to 12 years

Well-rounded Fun

The VistaArc series features curved frames that bring flow and motion to any play environment. These multi-sided climbers are crafted with our durable WeaveTech® cabling system and help children build balance, strength, decision-making skills, and hand-eye coordination. There's always a new adventure to discover with VistaArc!

Product details, pricing, and availability are subject to change. Visit gameitme.com for the most up-to-date information.

Do the Twist

The unique visual style of the VistaTwist® Tower promises to make a lasting impression in any park or playground. Featuring our WeaveTech® ropes for maximum strength and durability, this tower can accommodate up to 90 children at one time.



VistaTwist® Tower 1
#5979SP \$75,434
ASTM Use Zone: 23'3" x 22'11" (7.1m x 7.0m)
ASTM Fall Height: 10' (3.1m)
Recommended Ages: 5 to 12 years



VistaTwist® Tower 3
#6678SP \$73,926
ASTM Use Zone: 23'3" x 22'11" (7.1m x 7.0m)
ASTM Fall Height: 10' (3.1m)
Recommended Ages: 5 to 12 years

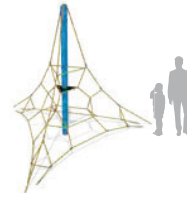


VistaTwist® Tower 3 with VistaTree House
#6679SP \$117,707
ASTM Use Zone: 39'3" x 35'6" (12.1m x 10.8m)
ASTM Fall Height: 10' (3.1m)
Recommended Ages: 5 to 12 years

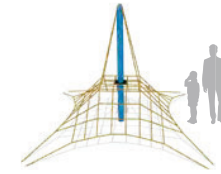


VistaTwist® Tower 5 with Slide
#6681SP \$73,384
ASTM Use Zone: 45'11" x 27'0" (13.9m x 8.2m)
ASTM Fall Height: 12' (3.7m)
Recommended Ages: 5 to 12 years

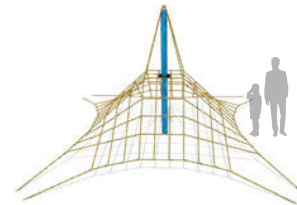
⚠ WARNING: Installation over a hard surface such as concrete, asphalt, or packed earth may result in serious injury from falls.




VistaJunior® Rope Tower 1
#5924SP \$6,006
ASTM Use Zone: 26'2" x 24'4" (8.0m x 7.4m)
ASTM Fall Height: 6' (1.8m)
Recommended Ages: 2 to 5 or 5 to 12 years



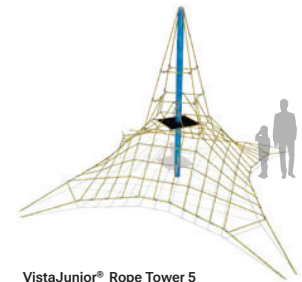
VistaJunior® Rope Tower 2
#5925SP \$7,121
ASTM Use Zone: 26'4" x 26'4" (8.0m x 8.0m)
ASTM Fall Height: 5' (1.5m)
Recommended Ages: 2 to 5 or 5 to 12 years



VistaJunior® Rope Tower 3
#5926SP \$9,327
ASTM Use Zone: 32'10" x 32'10" (10.0m x 10.0m)
ASTM Fall Height: 5' (1.5m)
Recommended Ages: 2 to 5 or 5 to 12 years



VistaJunior® Rope Tower 4
#5927SP \$9,273
ASTM Use Zone: 26'4" x 26'4" (8.0m x 8.0m)
ASTM Fall Height: 9' (2.7m)
Recommended Ages: 5 to 12 years



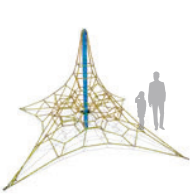
VistaJunior® Rope Tower 5
#5928SP \$11,190
ASTM Use Zone: 32'10" x 32'10" (10.0m x 10.0m)
ASTM Fall Height: 9' (2.7m)
Recommended Ages: 5 to 12 years

Tower Power

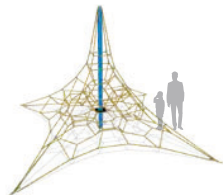
VistaJunior® Rope Towers are just the right height for beginner climbers to develop their balance and coordination skills.



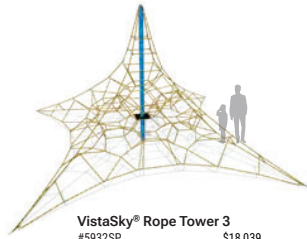
Product details, pricing, and availability are subject to change. Visit gametime.com for the most up-to-date information.



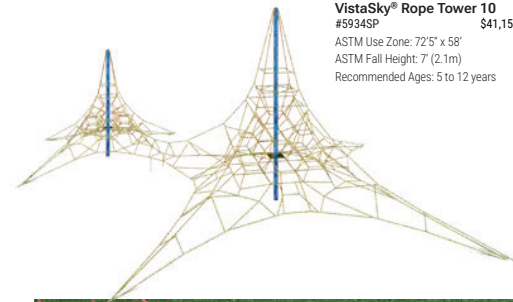
VistaSky® Rope Tower 1
 #5929SP \$11,431
 ASTM Use Zone: 27'6" x 27'6" (8.4m x 8.4m)
 ASTM Fall Height: 6' (1.8m)
 Recommended Ages: 5 to 12 years



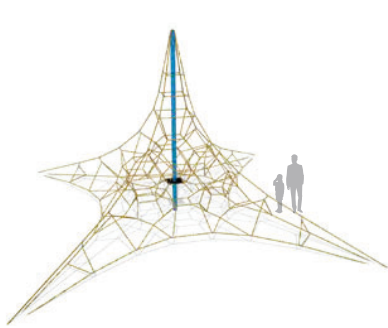
VistaSky® Rope Tower 2
 #5930SP \$13,082
 ASTM Use Zone: 30'7" x 30'7" (9.3m x 9.3m)
 ASTM Fall Height: 6' (1.8m)
 Recommended Ages: 5 to 12 years



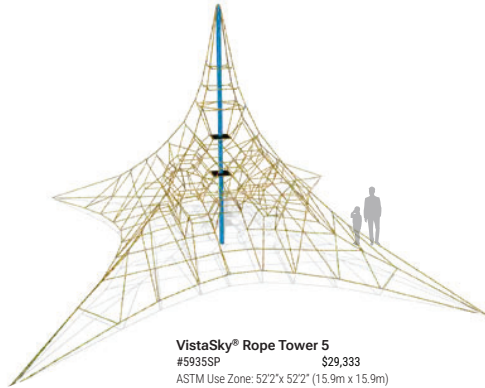
VistaSky® Rope Tower 3
 #5932SP \$18,039
 ASTM Use Zone: 37'6" x 37'6" (11.4m x 11.4m)
 ASTM Fall Height: 7' (2.1m)
 Recommended Ages: 5 to 12 years



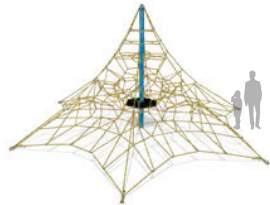
VistaSky® Rope Tower 10
 #5934SP \$41,158
 ASTM Use Zone: 72'5" x 58'
 ASTM Fall Height: 7' (2.1m)
 Recommended Ages: 5 to 12 years



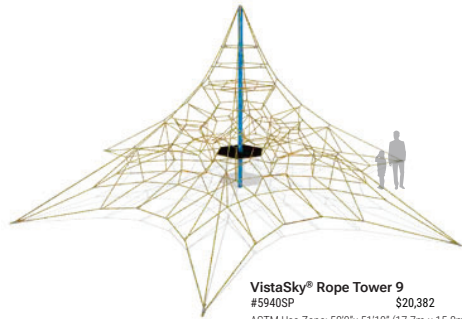
VistaSky® Rope Tower 4
 #5933SP \$18,865
 ASTM Use Zone: 44'6" x 44'6" (13.6m x 13.6m)
 ASTM Fall Height: 7' (2.1m)
 Recommended Ages: 5 to 12 years



VistaSky® Rope Tower 5
 #5935SP \$29,333
 ASTM Use Zone: 52'2" x 52'2" (15.9m x 15.9m)
 ASTM Fall Height: 8' (2.1m)
 Recommended Ages: 5 to 12 years



VistaSky® Rope Tower 8
 #5939SP \$16,665
 ASTM Use Zone: 38'10" x 35'3" (11.8m x 10.7m)
 ASTM Fall Height: 6' (1.8m)
 Recommended Ages: 5 to 12 years



VistaSky® Rope Tower 9
 #5940SP \$20,382
 ASTM Use Zone: 58'0" x 51'10" (17.7m x 15.8m)
 ASTM Fall Height: 7' (2.1m)
 Recommended Ages: 5 to 12 years

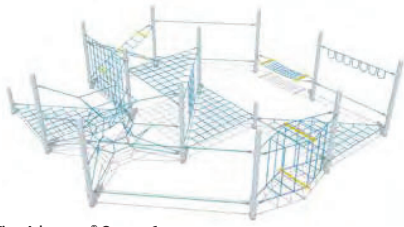
⚠ WARNING: Installation over a hard surface such as concrete, asphalt, or packed earth may result in serious injury from falls.



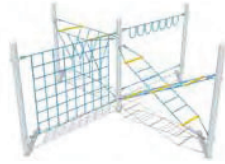
Touch the Sky!

VistaSky® Rope Towers reach up to 30' in height and give children a new perspective of the world around them as they develop climbing skills.

More options available! Visit gametime.com/vista-rope or request a copy of the VistaRope® brochure for a complete list.



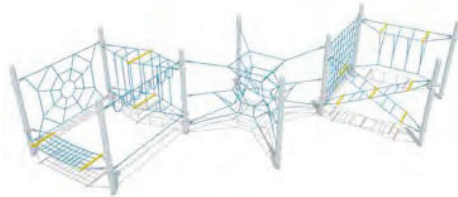
VistaAdventure® Course 6
 #5956SP \$66,434
 ASTM Use Zone: 44'5" x 43'1" (13.5m x 13.1m)
 ASTM Fall Height: 7' (2.1m)
 Recommended Ages: 5 to 12 years



VistaAdventure® Course 2
 #5952SP \$26,002
 ASTM Use Zone: 26'8" x 26'8" (8.1m x 8.1m)
 ASTM Fall Height: 7' (2.1m)
 Recommended Ages: 5 to 12 years



VistaAdventure® Course 7
 #5957SP \$70,145
 ASTM Use Zone: 56'2" x 39'4" (17.1m x 12.0m)
 ASTM Fall Height: 7' (2.1m)
 Recommended Ages: 5 to 12 years




VistaAdventure® Course 4
 #5954SP \$48,032
 ASTM Use Zone: 44'5" x 42'3" (13.5m x 12.9m)
 ASTM Fall Height: 7' (2.1m)
 Recommended Ages: 5 to 12 years



⚠ WARNING: Installation over a hard surface such as concrete, asphalt, or packed earth may result in serious injury from falls.



VistaTree Top 1
 #5958SP \$13,756
 ASTM Use Zone: 18'7" x 18'7" (5.7m x 5.7m)
 ASTM Fall Height: 4' (1.2m)
 Recommended Ages: 2 to 5 or 5 to 12 years



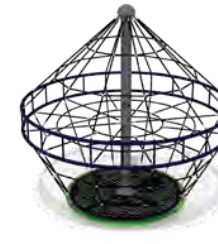
VistaTree Top 2
 #5959SP \$19,023
 ASTM Use Zone: 22'10" x 22'10" (7.0m x 7.0m)
 ASTM Fall Height: 7' (2.1m)
 Recommended Ages: 5 to 12 years



VistaTree Top 3
 #5960SP \$20,634
 ASTM Use Zone: 22'10" x 22'10" (7.0m x 7.0m)
 ASTM Fall Height: 10' (3.1m)
 Recommended Ages: 5 to 12 years



VistaTree Top 4
 #5961SP \$22,535
 ASTM Use Zone: 22'10" x 22'10" (7.0m x 7.0m)
 ASTM Fall Height: 7' (2.1m)
 Recommended Ages: 5 to 12 years



VistaTree Top 5
 #5962SP \$20,780
 ASTM Use Zone: 22'10" x 22'10" (7.0m x 7.0m)
 ASTM Fall Height: 8' (2.4m)
 Recommended Ages: 5 to 12 years

Climb and Spin

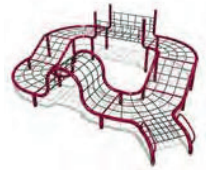
VistaTree™ Tops combine climbing and spinning play in a single design. These rope climbers promote balance, coordination, spatial awareness, agility, and upper body and core strength.

Product details, pricing, and availability are subject to change. Visit gametime.com for the most up-to-date information.



Ready, Set, Go!

The VistaRope Race series encourages thrill-seekers to climb up, down, and all around as they race with friends and family. Built with our durable WeaveTech™ cabling system, these net courses inspire racers to discover a new path to the finish line every time they play.



VistaRope Race 1
#5969SP \$44,459
ASTM Use Zone: 31'3" x 28'1" (9.5m x 8.6m)
ASTM Fall Height: 5' (1.5m)
Recommended Ages: 5 to 12 years



VistaRope Race 2
#5970SP \$46,331
ASTM Use Zone: 33'2" x 33'2" (10.1m x 10.1m)
ASTM Fall Height: 5' (1.5m)
Recommended Ages: 5 to 12 years



VistaRope Race 3
#5971SP \$64,853
ASTM Use Zone: 36'4" x 29'7" (11.1m x 9.0m)
ASTM Fall Height: 6' (1.8m)
Recommended Ages: 5 to 12 years



VistaRope Race 4
#5972SP \$60,745
ASTM Use Zone: 41'10" x 35'1" (12.5m x 10.7m)
ASTM Fall Height: 5' (1.5m)
Recommended Ages: 5 to 12 years



VistaRope Race 5
#5973SP \$109,153
ASTM Use Zone: 53'1" x 40'10" (16.2m x 12.5m)
ASTM Fall Height: 7' (2.1m)
Recommended Ages: 5 to 12 years



VistaRope Race 6
#5974SP \$88,577
ASTM Use Zone: 40'10" x 40'10" (12.5m x 12.5m)
ASTM Fall Height: 8' (2.4m)
Recommended Ages: 5 to 12 years



VistaRope Race 7
#6268SP \$11,747
ASTM Use Zone: 22'4" x 26'5" (6.8m x 8.1m)
ASTM Fall Height: 7' (2.1m)
Recommended Ages: 5 to 12 years



VistaRope Race 8
#6269SP \$33,197
ASTM Use Zone: 22'4" x 33'4" (6.8m x 10.2m)
ASTM Fall Height: 7' (2.1m)
Recommended Ages: 5 to 12 years



New!

VistaRope Race 9
#7335SP \$40,250
ASTM Use Zone: 34'3" x 34'3" (10.4m x 10.4m)
ASTM Fall Height: 9' (2.7m)
Recommended Ages: 5 to 12 years



New!

VistaRope Race 10
#7339SP \$66,098
ASTM Use Zone: 53'5" x 23'5" (16.3m x 7.1m)
ASTM Fall Height: 11' (3.4m)
Recommended Ages: 5 to 12 years



New!

VistaRope Race 11
#7320SP \$64,895
ASTM Use Zone: 42'8" x 23' (13.0m x 7.0m)
ASTM Fall Height: 10' (3.1m)
Recommended Ages: 5 to 12 years



New!

VistaRope Race 12
#7321SP \$73,893
ASTM Use Zone: 37'10" x 42'8" (11.5m x 13.0m)
ASTM Fall Height: 8' (2.4m)
Recommended Ages: 5 to 12 years



New!

VistaRope Race 13
#7322SP \$91,478
ASTM Use Zone: 41'5" x 37'5" (12.7m x 11.4m)
ASTM Fall Height: 10' (3.1m)
Recommended Ages: 5 to 12 years



New!

VistaRope Race 14
#7329SP \$46,313
ASTM Use Zone: 33'6" x 36'5" (10.2m x 11.1m)
ASTM Fall Height: 5' (1.5m)
Recommended Ages: 5 to 12 years



1 Catalina Climber with Caps | 2 Avalon Climber Double | 3 Catalina 4' Riser | 4 Surge Climber

Catalina Climbing System

Catalina is an exciting new way to design freestanding play areas. Combine the base module with different extensions and caps to create a fun place for children to climb, socialize, and explore. Extend your Catalina Climber with additional links and climbers for a unique play experience.

Also available as links and attachments for component play structures. See p158 for details.



New!
Central Hub Link
 #5281 \$10,034
 Available for all pedestal heights




Avalon Climber Single
 #5231 \$3,620



Avalon Climber Double
 #5232 1' to 2' Pedestal (shown) \$6,827
 #5233 2' to 3' Pedestal \$6,827



Circle Climb Link
 #5278 \$3,413
 Available for all pedestal heights



Metal Climbing Wall
 #5279 \$2,689
 Available for all pedestal heights



Lightning Climber Link
 #5280 \$2,586
 Available for all pedestal heights



Calypso Climber
 #5223 \$3,103
 Available in incline or decline



Around the World
 #5277 \$6,206
 Available for all pedestal heights



Coral Link
 #5276 \$3,724
 Available for all pedestal heights



Kai Climber
 #5259 1' Pedestal \$2,689
 #5219 2' Pedestal (shown) \$3,310



Surge Climber
 #5214 1' Pedestal (shown) \$2,482
 #5215 2' Pedestal \$2,482
 #5216 3' Pedestal \$2,710



Catalina Climber Base
 #5209 \$3,413



Catalina Climber 4' Riser
 #5212 \$2,482



Catalina Climber Arch
 #5213 \$3,103



Catalina Climber Cap
 #5210 \$724



Catalina Climber 1' Riser
 #5211 \$775



Catalina Challenge Transfer Platform
 #5252 \$1,448

WARNING: Installation over a hard surface such as concrete, asphalt, or packed earth may result in serious injury from falls.

Product details, pricing, and availability are subject to change. Visit gametime.com for the most up-to-date information.

RockScape® Climbers

#7080 2 Arch **\$3,234**
 ASTM Use Zone: 20'3" x 14'5" (6.2m x 4.4m)
 ASTM Fall Height: 4' (1.2m)



2' Arch



Rock Step



Stratum

#7088 Rock Step **\$394**
 ASTM Use Zone: 12'11" x 13'7" (3.9m x 4.1m)
 ASTM Fall Height: 4' (1.2m)

#7083 Stratum **\$5,209**
 ASTM Use Zone: 18'3" x 16'9" (5.6m x 5.1m)
 ASTM Fall Height: 8' (2.4m)



5'6" Arch



Bluff



Crest

#7081 5'6" Arch **\$12,575**
 ASTM Use Zone: 15'7" x 25'2" (4.8m x 7.7m)
 ASTM Fall Height: 6' (1.8m)

#7084 Bluff **\$4,694**
 ASTM Use Zone: 17'11" x 15'5" (5.5m x 4.7m)
 ASTM Fall Height: 4' (1.2m)

#7085 Crest **\$8,831**
 ASTM Use Zone: 19'2" x 16'10" (5.9m x 5.2m)
 ASTM Fall Height: 6' (1.8m)

#7082 7'6" Arch **\$21,242**
 ASTM Use Zone: 16'10" x 27'6" (5.1m x 8.4m)
 ASTM Fall Height: 8' (2.4m)



7'6" Arch




Single Arch Rock



Vertical Rock

#7087 Arch Rock **\$5,175**
 ASTM Use Zone: 18'1" x 15'7" (5.5m x 4.8m)
 ASTM Fall Height: 8' (2.4m)

#7086 Vertical Rock **\$5,063**
 ASTM Use Zone: 16'8" x 15'7" (5.1m x 4.8m)
 ASTM Fall Height: 8' (2.4m)



Rock Step Link
#7071 **\$5,880**
 ASTM Fall Height: 4' (1.2m)



Spider Web
#7089 **\$5,772**
 ASTM Fall Height: 7' (2.1m)



Web Wall
#7091 **\$3,941**
 ASTM Fall Height: 5' (1.5m)



Rope Walk Link
#7090 **\$3,619**
 ASTM Fall Height: 4' (1.2m)



Lightning Climber
#7092 **\$1,406**
 ASTM Fall Height: 8' (2.4m)



Circle Stepper
#7093 **\$1,755**
 ASTM Fall Height: 5' (1.5m)



Vertical Climber
#7100 **\$1,127**
 ASTM Fall Height: 7' (2.1m)



Triad Climber
#7101 **\$1,661**
 ASTM Fall Height: 4' (1.2m)



Quadri Climber
#7102 **\$1,984**
 ASTM Fall Height: 4' (1.2m)



Volcano Climber
#7050 4' (1.2m) Volcano **\$6,145**
 ASTM Use Zone: 15'11" x 17' (4.9m x 5.2m)
 ASTM Fall Height: 4' (1.2m)
 Recommended Ages: 2 to 5 or 5 to 12 years

#7051 6' (1.8m) Wall **\$9,796**
 ASTM Use Zone: 17'11" x 16'9" (5.5m x 5.1m)
 ASTM Fall Height: 6' (1.8m)
 Recommended Ages: 5 to 12 years

#7052 8' (2.4m) Volcano (shown) **\$13,945**
 ASTM Use Zone: 19'1" x 18'0" (5.8m x 5.5m)
 ASTM Fall Height: 8' (2.4m)
 Recommended Ages: 5 to 12 years



Ribbon Wall Climber
#7053 4' (1.2m) Wall **\$6,894**
 ASTM Use Zone: 16'2" x 22'9" (4.9m x 6.9m)
 ASTM Fall Height: 4' (1.2m)
 Recommended Ages: 2 to 5 or 5 to 12 years

#7054 8' (2.4m) Wall (shown) **\$13,887**
 ASTM Use Zone: 16'2" x 22'3" (4.9m x 6.8m)
 ASTM Fall Height: 8' (2.4m)
 Recommended Ages: 5 to 12 years



"S" Wall Climber
#7056 8' (2.4m) "S" Wall (shown) **\$9,504**
 ASTM Use Zone: 15'11" x 19'1" (4.9m x 5.8m)
 ASTM Fall Height: 8' (2.4m)
 Recommended Ages: 5 to 12 years

The Playful Landscapes™ Advantage

GameTime's innovative approach to playground hills is redefining the landscape of play! These thoughtfully designed hills come with easy-to-follow instructions for quick and precise installation, and everything is backed by our comprehensive warranty for worry-free fun. Unleash your creativity and create your dream playspace using our CAD files for quick and easy design.



An Easy 3-Step Assembly



PATENT-PENDING

Step 1

LockTech framework is assembled on site to create the form of your Playful Landscape.

Step 2

GAB infill is added inside the frame to reinforce the structure for permanent installation.

Step 3

Finished concrete and GTImpax® PIP surfacing are added to complete the playground hill.

⚠ WARNING: Installation over a hard surface such as concrete, asphalt, or packed earth may result in serious injury from falls.



More About Mesas

These larger hill designs have an overall height of 35", a slope between 40 and 45 degrees, and a fall height of 4'. They're a super fun way to add a climbing experience anywhere on your playground with or without integrated climbers.

Details About Dunes

Add climbing hills throughout your play area with these small-to-medium size hills. Dunes have an overall height of 23" with a slope of 38.5 degrees and a 2' fall height. Add multiple dunes or combine with Mesas for a truly playful landscape!



Mesa 16
#6312 \$8,261
ASTM Use Zone: 29'7" x 23'11" (9m x 7.3m)
ASTM Fall Height: 4' (1.2m)
Recommended Ages: 2 to 5 or 5 to 12 years



Mesa 18
#6311 \$19,276
ASTM Use Zone: 31'10" x 25'4" (9.7m x 7.7m)
ASTM Fall Height: 4' (1.2m)
Recommended Ages: 2 to 5 or 5 to 12 years



Mesa 18 with Treetop Traverse
#6321 \$34,970
ASTM Use Zone: 24'9" x 31'1" (7.5m x 9.5m)
ASTM Fall Height: 8' (2.4m)
Recommended Ages: 5 to 12 years



Dune 9 with Space Arch
#6350 \$4,559
ASTM Use Zone: 23'3" x 26'2" (7.1m x 8.6m)
ASTM Fall Height: 8' (2.4m)
Recommended Ages: 5 to 12 years



Dune 11
#6314 \$3,855
ASTM Use Zone: 24'2" x 21'11" (7.4m x 6.7m)
ASTM Fall Height: 3' (0.9m)
Recommended Ages: 2 to 5 or 5 to 12 years



Dune 12
#6313 \$4,957
ASTM Use Zone: 26'8" x 22'4" (8.1m x 6.8m)
ASTM Fall Height: 3' (0.9m)
Recommended Ages: 2 to 5 or 5 to 12 years

More To Explore

There are more than 30 combinations of Playful Landscapes hills and integrated climbers. View them all at gametime.com/playful-landscapes



Dune 11 with ShadowPlay®

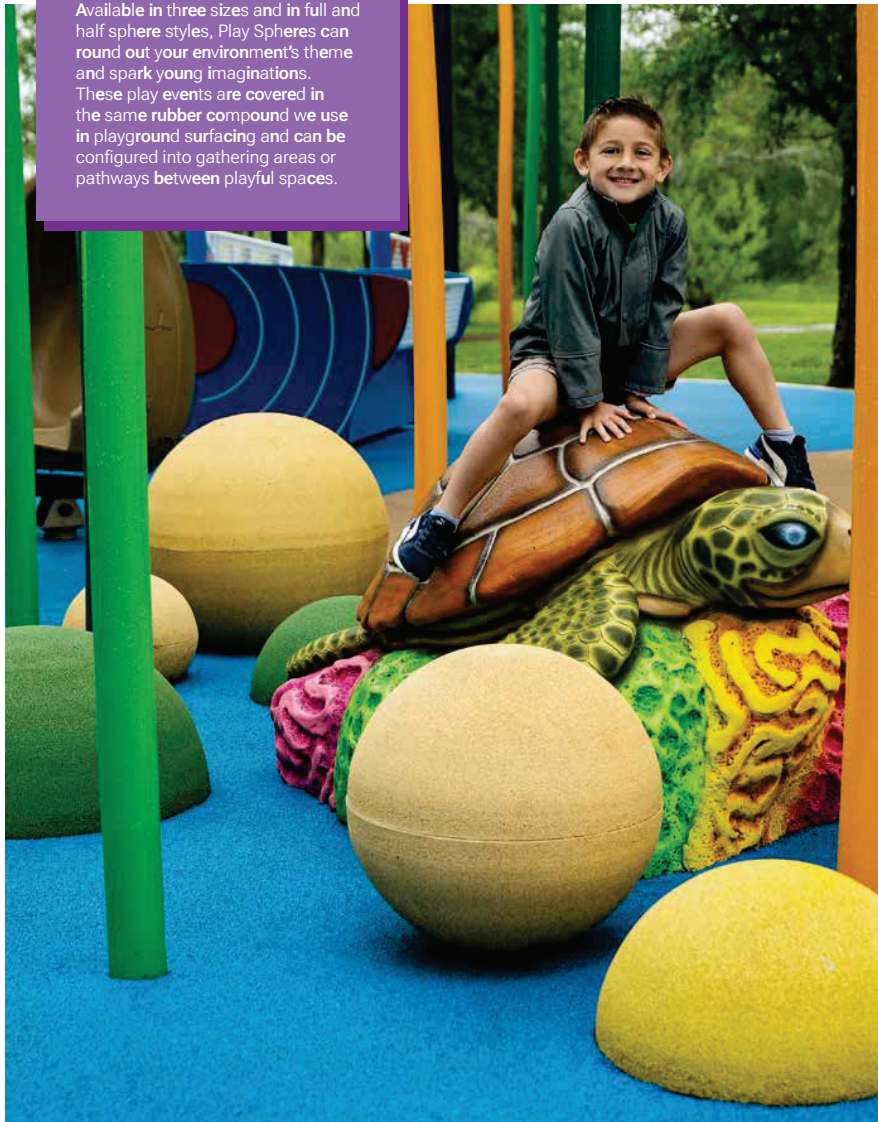


Dune 12 with Sprout Climbers

Product details, pricing, and availability are subject to change. Visit gametime.com for the most up-to-date information.

Full-Circle Fun

Available in three sizes and in full and half sphere styles, Play Spheres can round out your environment's theme and spark young imaginations. These play events are covered in the same rubber compound we use in playground surfacing and can be configured into gathering areas or pathways between playful spaces.



⚠ WARNING: Installation over a hard surface such as concrete, asphalt, or packed earth may result in serious injury from falls.



Half Sphere, Standard 14"
#6094SP \$580
ASTM Use Zone: 13'2" dia (4m dia)
ASTM Fall Height: 1' (0.3m)



Half Sphere, Standard 20"
#6096SP \$855
ASTM Use Zone: 13'8" dia (4.2m dia)
ASTM Fall Height: 1' (0.3m)



Half Sphere, Standard 28"
#6098SP \$1,406
ASTM Use Zone: 14'4" dia (4.4m dia)
ASTM Fall Height: 2' (0.6m)



Half Sphere, Premium 14"
#6100SP \$689
ASTM Use Zone: 13'2" dia (4m dia)
ASTM Fall Height: 1' (0.3m)



Half Sphere, Premium 20"
#6102SP \$1,188
ASTM Use Zone: 13'8" dia (4.2m dia)
ASTM Fall Height: 1' (0.3m)



Half Sphere, Premium 28"
#6104SP \$2,204
ASTM Use Zone: 14'4" dia (4.4m dia)
ASTM Fall Height: 2' (0.6m)



Full Sphere, Standard 14"
#6095SP \$827
ASTM Use Zone: 13'2" dia (4m dia)
ASTM Fall Height: 2' (0.6m)



Full Sphere, Standard 20"
#6097SP \$1,377
ASTM Use Zone: 13'8" dia (4.2m dia)
ASTM Fall Height: 2' (0.6m)



Full Sphere, Standard 28"
#6099SP \$2,425
ASTM Use Zone: 14'4" dia (4.4m dia)
ASTM Fall Height: 3' (0.9m)



Full Sphere, Premium 14"
#6101SP \$1,021
ASTM Use Zone: 13'2" dia (4m dia)
ASTM Fall Height: 2' (0.6m)



Full Sphere, Premium 20"
#6103SP \$1,984
ASTM Use Zone: 13'8" dia (4.2m dia)
ASTM Fall Height: 2' (0.6m)



Full Sphere, Premium 28"
#6105SP \$4,077
ASTM Use Zone: 14'4" dia (4.4m dia)
ASTM Fall Height: 3' (0.9m)

Product details, pricing, and availability are subject to change. Visit gametime.com for the most up-to-date information.



Walls ship with single upright, second upright sold separately.

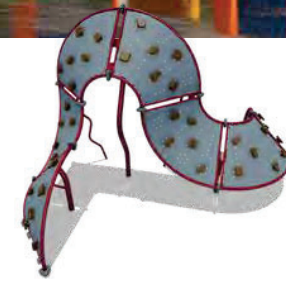
Olympus Climbers
 ASTM Use Zone: Varies by design
 ASTM Fall Height: Varies by design
 Recommended Ages: 5 to 12 years

Olympus Climbers can be used in conjunction with one another to create a unique climbing experience for any size, space, or budget.

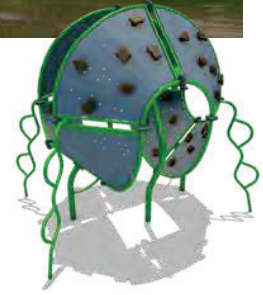
⚠ WARNING: Installation over a hard surface such as concrete, asphalt, or packed earth may result in serious injury from falls.



Wrinkle Wall Mogul
 #6251 \$10,140
 ASTM Use Zone: 16'4" x 23'11" (5.0m x 7.3m)
 ASTM Fall Height: 5' (1.5m)
 Recommended Ages: 2 to 5 or 5 to 12 years



Wrinkle Wall Sidewinder
 #6252 \$21,483
 ASTM Use Zone: 26'0" x 26'0" (7.9m x 7.9m)
 ASTM Fall Height: 8' (2.4m)
 Recommended Ages: 5 to 12 years



Wrinkle Wall Orb
 #6253 \$23,955
 ASTM Use Zone: 20'6" x 22'9" (6.3m x 6.9m)
 ASTM Fall Height: 8' (2.4m)
 Recommended Ages: 5 to 12 years

Product details, pricing, and availability are subject to change. Visit gamestime.com for the most up-to-date information.

Sensory Relief

Create resting spots outside the main play area for children to socialize or retreat from the noise and activity until they are ready to engage in play.



Hex Pod
 #32022 1' \$899
 #32023 2' \$999
 ASTM Use Zone: 13'6" x 13'6" (4.2m x 4.2m)
 ASTM Fall Height: 4' (1.2m)
 Recommended Ages: 2 to 5 or 5 to 12 years



Mini Toadstool
 #6141 \$407
 ASTM Use Zone: 13'4" x 13'4" (4.1m x 4.1m)
 ASTM Fall Height: 4' (1.2m)
 Recommended Ages: 2 to 5 or 5 to 12 years



Toad Stool Seat
 #10768 \$681
 ASTM Use Zone: 13'0" x 13'0" (4.0m x 4.0m)
 ASTM Fall Height: 4' (1.2m)
 Recommended Ages: 2 to 5 or 5 to 12 years

New!



Sensory Cove Climber (Triangle)
 #6258 \$3,472
 ASTM Use Zone: 16'6" x 16'7" (5.0m x 5.1m)
 ASTM Fall Height: 6' (1.8m)
 Recommended Ages: 2 to 5 or 5 to 12 years
 Also available in Triangle #6258.



Cosmix Station
 #7068 \$6,654
 ASTM Use Zone: 22'10" x 21'6" (7.0m x 6.6m)
 ASTM Fall Height: 8' (2.4m)
 Recommended Ages: 5 to 12 years



Orchard Climber
 #5370 \$11,318
 ASTM Use Zone: 21'2" x 21'2" (6.5m x 6.5m)
 ASTM Fall Height: 8' (2.4m)
 Recommended Ages: 5 to 12 years
 Also available in Mini for ages 2 to 5. See p80



Rocket Ship
 #7075 \$18,750
 ASTM Use Zone: 19'5" x 19'2" (5.9m x 5.8m)
 ASTM Fall Height: 8' (2.4m)
 Recommended Ages: 5 to 12 years



Vertical Wiggle Climber
 #6265 \$7,155
 ASTM Use Zone: 19'6" x 19'4" (5.9m x 5.9m)
 ASTM Fall Height: 8' (2.4m)
 Recommended Ages: 5 to 12 years



Vessel
 #27090 \$5,853
 ASTM Use Zone: 16'9" x 16'8" (5.1m x 5.1m)
 ASTM Fall Height: 7' (2.1m)
 Recommended Ages: 5 to 12 years



The Hive
 #27097 Call for Price
 ASTM Use Zone: 18'5" x 18'0" (5.6m x 5.5m)
 ASTM Fall Height: 7' (2.1m)
 Recommended Ages: 5 to 12 years



360 Spiral Slide
 #6205 \$11,387
 ASTM Use Zone: 22'7" x 17'7" (6.9m x 5.4m)
 ASTM Fall Height: 6' (1.8m)
 Recommended Ages: 5 to 12 years



4' Zip Slide
 #18393 \$7,096
 ASTM Use Zone: 23'1" x 15'3" (7.0m x 4.7m)
 ASTM Fall Height: 4' (1.2m)
 Recommended Ages: 2 to 5 or 5 to 12 years



3' Rumble and Roll Zip Slide
 #18392 \$7,203
 ASTM Use Zone: 21'1" x 16'0" (6.4m x 4.9m)
 ASTM Fall Height: 4' (1.2m)
 Recommended Ages: 2 to 5 or 5 to 12 years
 Two different wavy bedways,



8' Catalyst Slide Entry
 #27086 Call for Price
 ASTM Fall Height: 8' (2.4m)
 Recommended Ages: 5 to 12 years



8' Catalyst Slide Helix
 #27087 Call for Price
 ASTM Use Zone: 22'5" x 21'2" (6.8m x 6.5m)
 ASTM Fall Height: 8' (2.4m)
 Recommended Ages: 5 to 12 years



7' Double Wave Zip Slide
 #81744 \$12,513
 ASTM Use Zone: 30'4" x 16'6" (9.3m x 5.0m)
 ASTM Fall Height: 8' (2.4m)
 Recommended Ages: 5 to 12 years
 Two identical wavy bedways,

Signature Style

Take your playground to new heights with our ShadowPlay® Helix Tower and Spiral Slide! Immerse children in a sensory wonderland as the sun's rays refract from the vibrant colored panels, casting a mesmerizing kaleidoscope of colors on the ground.



Helix Tower and Spiral Slide
 #27088 Call for Price
 ASTM Use Zone: 20'1" x 31'2" (6.1m x 9.5m)
 ASTM Fall Height: 8' (2.4m)
 Recommended Ages: 5 to 12 years



Stainless Steel Slide
 #8681 6' (1.8m) \$10,235
 ASTM Use Zone: 28'7" x 15'3" (8.7m x 4.7m)
 #8682 8' (2.4m) \$12,650
 ASTM Use Zone: 34'0" x 25'4" (10.4m x 7.7m)
 ASTM Fall Height: 8' (2.4m)
 Recommended Ages: 5 to 12 years

⚠️ WARNING: Installation over a hard surface such as concrete, asphalt, or packed earth may result in serious injury from falls.

Product details, pricing, and availability are subject to change. Visit gameitme.com for the most up-to-date information.

GT Classics

For decades, GameTime's collection of classic playground equipment has been a nod to our heritage, and a staple on community playgrounds worldwide. They provide an affordable way to add more play value to your park or recreation space.



Dome Climber
#655 \$2,125
ASTM Use Zone: 19'0" x 19'0" (5.8m x 5.8m)
ASTM Fall Height: 5' (1.5m)
Recommended Ages: 5 to 12 years



Mountain Climber
#P988 \$3,999
ASTM Use Zone: 19'6" x 19'6" (5.9m x 5.9m)
ASTM Fall Height: 8' (2.4m)
Recommended Ages: 5 to 12 years



2-Way Coaster Climber
#6487 \$3,154
ASTM Use Zone: 27'9" x 13'11" (8.5m x 4.2m)
ASTM Fall Height: 5' (1.5m)
Recommended Ages: 5 to 12 years



Health Ladder
#53 \$2,263
ASTM Use Zone: 24'6" x 13'5" (7.5m x 4.1m)
ASTM Fall Height: 7' (2.1m)
Recommended Ages: 5 to 12 years



Challenge Rings
#6213 \$7,999
ASTM Use Zone: 21'7" x 19'0" (6.6m x 5.8m)
ASTM Fall Height: 7' (2.1m)
Recommended Ages: 5 to 12 years



Space Arch
#6510 \$1,944
ASTM Use Zone: 13'3" x 25'3" (4.0m x 7.7m)
ASTM Fall Height: 7' (2.1m)
Recommended Ages: 5 to 12 years



Space Loop Climber
#6415 \$3,199
ASTM Use Zone: 21'10" x 25'7" (6.7m x 7.8m)
ASTM Fall Height: 7' (2.1m)
Recommended Ages: 5 to 12 years



PowerScape Upper Body
#81701 \$3,999
ASTM Use Zone: 23'1" x 16'6" (7.0m x 5.0m)
ASTM Fall Height: 5' (1.5m)
Recommended Ages: 2 to 5 years



Double Cargo Net Wall
#81746 \$4,600
ASTM Use Zone: 12'4" x 20'7" (3.8m x 6.3m)
ASTM Fall Height: 6' (1.8m)
Recommended Ages: 5 to 12 years



Rotator
#1526 \$1,899
ASTM Use Zone: 13'8" x 13'8" (4.2m x 4.2m)
ASTM Fall Height: 4' (1.2m)
Recommended Ages: 2 to 5 or 5 to 12 years



Caterpillar Crawl Tube
#8310 \$3,151
ASTM Use Zone: 20'6" x 14'3" (6.3m x 4.3m)
ASTM Fall Height: 4' (1.2m)
Recommended Ages: 2 to 5 years



Toss N Score
#6289 \$1,162
ASTM Use Zone: 15'6" x 15'6" (4.7m x 4.7m)
Recommended Ages: 5 to 12 years



Space Module
#618 \$6,809
ASTM Use Zone: 17'6" x 17'6" (5.3m x 5.3m)
ASTM Fall Height: 7' (2.1m)
Recommended Ages: 5 to 12 years

Pricing reflects galvanized version. Shown in optional painted version.



Space Crawlway
#619 \$2,899
ASTM Fall Height: 4' (1.2m)
Recommended Ages: 5 to 12 years



Walk the Plank
#8662 \$2,646
ASTM Use Zone: 14'10" x 21'8" (4.5m x 6.6m)
ASTM Fall Height: 4' (1.2m)
Recommended Ages: 2 to 5 or 5 to 12 years

Balance Beam
#1313 Graduated (above) \$799
ASTM Use Zone: 12'11" x 22'8" (3.9m x 6.9m)
#564 Curved (below) \$899
ASTM Use Zone: 13'5" x 21'7" (4.1m x 6.6m)
ASTM Fall Height: 4' (1.2m)
Recommended Ages: 2 to 5 or 5 to 12 years



Inchworm Climber
#8665 \$2,691
ASTM Use Zone: 19'4" x 13'4" (5.9m x 4.1m)
ASTM Fall Height: 4' (1.2m)
Recommended Ages: 2 to 5 or 5 to 12 years



Backhoe Digger
#6197 6' (1.8m) \$1,544
#6198 8' (2.4m) \$1,569
Recommended Ages: 2 to 5 or 5 to 12 years
Seat available in aluminum only.



Elevated Sand Box
#9835 \$1,999
ASTM Use Zone: 17'5" x 17'5" (5.3m x 5.3m)
Recommended Ages: 2 to 5 or 5 to 12 years

⚠ WARNING: Installation over a hard surface such as concrete, asphalt, or packed earth may result in serious injury from falls.

Product details, pricing, and availability are subject to change. Visit gametime.com for the most up-to-date information.

Fun Forms

Fun and Fast
Theming Options

Hand Sculpted, Hand Painted and
Ready for Play

Add a Touch of
Nature





What are Fun Forms™?

Created in our San Marcos, TX design facility, Fun Forms are playful ways to theme and personalize your playground. Choose from our TuffCrete and PolyShield options to add realistic-looking logs and mushrooms, playful critters, and much more! Check out our standard products or ask your local play expert about our custom designs!

Custom designs also available!



When to Choose TuffCrete

TuffCrete elements have exquisite detail and a textured finish that make them look even more realistic. They're perfect for giving your playground a natural look.

When to Choose PolyShield

Our PolyShield products are super durable, resist vandalism, and look amazing on your playground. They're also lightweight - two people can easily install them without extra equipment.



To view the collection, scan or visit [gametime.com/fun-forms](https://www.gametime.com/fun-forms)

⚠️ WARNING: Installation over a hard surface such as concrete, asphalt, or packed earth may result in serious injury from falls.

Product details, pricing, and availability are subject to change. Visit [gametime.com](https://www.gametime.com) for the most up-to-date information.



TuffCrete
 Looking to add a natural touch to your playground? TuffCrete experiences are crafted from glass fiber-reinforced concrete and hand-painted with exquisite detail, bringing imaginative sculptures like giant mushrooms and log climbers to life.
 For more options visit gametime.com/fun-forms



Flower Yellow Petals TuffCrete
 #38220 \$830



Flower Blue Petals TuffCrete
 #38221 \$830



Flower Red Petals TuffCrete
 #38222 \$830



Hopper Rock TuffCrete
 #38225 \$1,291
 ASTM Use Zone: 14'5" x 13'9" (4.4m x 4.2m)
 Recommended Ages: 2 to 5 or 5 to 12 years



Dome Boulder TuffCrete
 #38226 \$4,563
 ASTM Use Zone: 16'7" x 16'10" (5.1m x 5.1m)
 Recommended Ages: 2 to 5 or 5 to 12 years



Square Boulder TuffCrete
 #38227 \$5,164
 ASTM Use Zone: 16'5" x 16'5" (5.0m x 5.0m)
 Recommended Ages: 2 to 5 or 5 to 12 years



Tree Swing TuffCrete
 #38115 \$10,393
 ASTM Use Zone: 31'0" x 24'0" (9.5m x 7.3m)
 ASTM Fall Height: 8' (2.4m)
 Swing seats sold separately.



Split Log Bench TuffCrete
 #38231 \$3,308
 ASTM Fall Height: 4' (1.2m)
 Recommended Ages: 2 to 5 or 5 to 12 years



Forked Balance Beam TuffCrete
 #38233 \$5,270
 ASTM Use Zone: 16'0" x 20'0" (4.9m x 6.1m)
 Recommended Ages: 2 to 5 or 5 to 12 years



Notched Log Climber TuffCrete
 #91285 \$7,937
 Recommended Ages: 2 to 5 or 5 to 12 years



Three Stump Climber TuffCrete
 #91284 \$7,111
 ASTM Fall Height: 4' (1.2m)
 Recommended Ages: 2 to 5 or 5 to 12 years



Big Stump Climber TuffCrete
 #91327 \$22,386
 Recommended Ages: 5 to 12 years



Large Mushroom TuffCrete
 #38109 Red \$951
 #38219 Brown \$919



Small Mushroom TuffCrete
 #38110 Red \$830
 #38218 Brown \$830



Tree Stump TuffCrete
 #38111 \$998



Chess Table TuffCrete
 #982TSA Call for Price



PolyShield
 PolyShield experiences come straight from a **storybook**, expertly crafted from lightweight foam and coated with our proprietary finish for exceptional durability. Each playground friend is hand-painted with care, adding a touch of magic to your play space.

For more options visit gametime.com/fun-forms



Whale PolyShield
 #7031 \$20,684
 ASTM Use Zone: 17'4" x 21'3" (5.3m x 6.5m)
 ASTM Fall Height: 5' (1.5m)
 Recommended Ages: 2 to 5 or 5 to 12 years

Whale Tail PolyShield
 #7029 \$15,755
 ASTM Use Zone: 19'4" x 22'1" (5.9m x 6.7m)
 ASTM Fall Height: 4' (1.2m)
 Recommended Ages: 2 to 5 or 5 to 12 years

Box Turtle PolyShield
 #7027 \$15,123
 ASTM Use Zone: 15'11" x 17'1" (4.9m x 5.2m)
 Recommended Ages: 2 to 5 or 5 to 12 years

Inchworm PolyShield
 #7030 \$11,784
 ASTM Use Zone: 13'11" x 18'5" (4.2m x 5.6m)
 ASTM Fall Height: 4' (1.2m)
 Recommended Ages: 2 to 5 or 5 to 12 years

Butterfly PolyShield
 #7026 \$13,799
 ASTM Use Zone: 16'6" x 15'6" (5.0m x 4.7m)
 ASTM Fall Height: 4' (1.2m)
 Recommended Ages: 2 to 5 or 5 to 12 years

Ladybug PolyShield
 #7028 \$7,872
 ASTM Use Zone: 15'1" x 16'1" (4.6m x 4.9m)
 ASTM Fall Height: 4' (1.2m)
 Recommended Ages: 2 to 5 or 5 to 12 years

Frog PolyShield
 #7025 \$11,550
 ASTM Use Zone: 16'2" x 18'1" (4.9m x 5.5m)
 ASTM Fall Height: 4' (1.2m)
 Recommended Ages: 2 to 5 or 5 to 12 years

⚠ WARNING: Installation over a hard surface such as concrete, asphalt, or packed earth may result in serious injury from falls.

Product details, pricing, and availability are subject to change. Visit gametime.com for the most up-to-date information.



System Components

How to Build the *Perfect Playground*

Thrilling Options for Children of
All Ages

Climbers, Slides, Music,
& Much More

Design Your Aventus Tower

With Aventus Tower, we've taken the guesswork out of designing your new playground tower. Select from the options below to create your own one-of-a-kind design.

- 1 Choose 10' or 12' height
- 2 Choose an Everybody Plays Arise Climber
- 3 Add slides, climbers, and other engaging activities
- 4 Add play pockets for sensory play
- 5 Add optional Talk Tube panels

Bring play to more people in your community with this accessible playground tower!

SureGrip

Throughout Aventus Tower you'll find SureGrip climbers that make the play space more accessible for everyone. SureGrip's tactile surface and built in hand grips help people climb, crawl, or scoot from one area of the tower to the next.



Aventus Tower Components



1 The Lookout

The centerpiece of Aventus, The Lookout is a large, roomy space with a terrific view! It's fully enclosed, but has great sight lines so it's easy to see in or out.



With Cover



2 Everybody Plays Arise Climber

An accessible SureGrip climber that takes users from one level to the next. Available with optional cover for additional shade.



3 Inclusive Play Pocket

This versatile addition can be used for a sensory relief area or gathering spot or, add GT Sensors (p180) for interactive play.



4 Talk Tube Panel

Make any upright on the tower a communication center. Add Talk Tube panels at the bottom, middle, and top for extra fun!



5 Transfer Platform

Designed in partnership with leading inclusion advocates, this unique Transfer Platform incorporates hand holds at the bottom, middle, and top for extra support.



6 Everybody Plays Slide and Go

This accessible slide features a custom exit to help children comfortably transfer to their mobility devices.

Design Your Altus® Tower

Altus Towers are the right choice for maximum design flexibility. Select the height, style, and play activities your community will love.

- 1 Choose 10' or 12' height
- 2 Select a foundation or base style
- 3 Select your slide
- 4 Select play activity panels that complement your foundation
- 5 Top it off with any of our four roof styles

Mix things up by selecting different foundations, panels, and roofs to find your own signature style.



Altus Tower Foundation



X Tower Standard



X2 Tower Standard



X Tower Modern



X2 Tower Modern

⚠ WARNING: Installation over a hard surface such as concrete, asphalt, or packed earth may result in serious injury from falls.

Slides



Tube to Open (Left)
Availability: 10'



Tube to Open (Right)
Availability: 10'



X Spiral
Availability: 10'



X2 Spiral
Availability: 12'




Tube to Open (S)
Availability: 12'

Panels

Modern



Steering Wheel



Thunder Ring



Panel



Slide Panel

Standard



Steering Wheel



Thunder Ring



Panel



Seat



Slide Panel

Climbers

Modern



Overlook Climber

Standard



Overlook Climber

This enclosed climber features flexible climbing and seating platforms inside.

Scan to take a look inside the Overlook



Roofs



Altus



Tin



Club



Umbr

Product details, pricing, and availability are subject to change. Visit gametime.com for the most up-to-date information.

Design Your Spire Tower

Spire Towers use a square platform that saves space but still gives you the design flexibility to choose the height, style, and play activities.

1 Choose 10' or 12' height

2 Select your slide

Mix things up by selecting different foundations, panels, and roofs to create your signature style.

Spire Tower



Slide Left
Availability: 10' or 12'



Slide Right
Availability: 10' or 12'



Dual Slide
Availability: 10' or 12'

Slides



Tube to Open
(Left)
Availability: 10'



Tube to Open
(Right)
Availability: 10'



X Spiral
Availability: 10'



X2 Spiral
Availability: 12'




Tube to Open
("S")
Availability: 12'




WARNING: Installation over a hard surface such as concrete, asphalt, or packed earth may result in serious injury from falls.

Product details, pricing, and availability are subject to change. Visit gametime.com for the most up-to-date information.



Extend Your Play

The Odyssey Pod Extension Deck gives you the power to attach your favorite climbers and slides to your Odyssey Pods. This versatile new attachment opens up so many design opportunities!



New!

Odyssey Pod Extension Deck
PrimeTime

⚠ WARNING: Installation over a hard surface such as concrete, asphalt, or packed earth may result in serious injury from falls.

Take a Playful Journey With Odyssey

PrimeTime® Odyssey is a fun and exciting way to theme your PrimeTime play system. The playful-looking pod enclosures connect to any PrimeTime platform and are compatible with PrimeTime climbers, slides, and panels.

With PrimeTime Odyssey, you can create a themed adventure that inspires a child's imagination and still maintain the space-saving and economical features that makes PrimeTime the standard for affordable play.



Odyssey Pod with ThunderRing
PrimeTime
3' & 4' deck



Odyssey Pod with Gizmo
PrimeTime
5', 6', & 8' deck




Odyssey Pod with Internal Climber
PrimeTime
5', 6', & 8' deck

Product details, pricing, and availability are subject to change. Visit gametime.com for the most up-to-date information.

Catalina Climbing System

The **Catalina Climbing System** gives you **more creative freedom** when designing a play structure. Combine a **Catalina Climber Base** with **Risers, Arches, or integrated climbers** that attach to a **PowerScope or PrimeTime** play system to add **unique climbing experience** or provide a space to rest and socialize during play.

Find the **Catalina Climbing System** Freestanding pieces on p126.



A Catalina Climber Base | **B** Catalina Climber Arch | **C** Catalina Climber 4' Riser | **D** Catalina Climber Challenge Transfer | **E** Catalina Cap | **F** Catalina 1' Riser | **G** Catalina Central Hub PowerScope | **H** Catalina Double Avalon Climber PowerScope, PrimeTime | **I** Catalina Avalon Climber PowerScope, PrimeTime | **J** Catalina Metal Climbing Wall PowerScope | **K** Catalina Circle Climb Link PowerScope | **L** Catalina Calypso Climber PowerScope, PrimeTime - Incline or Decline | **M** Catalina Around the World Link PowerScope | **N** Catalina Lightning Climber PowerScope | **O** Catalina Coral Climber PowerScope | **P** Catalina Kai Climber PowerScope, PrimeTime | **Q** Catalina Inclined Climber with Challenge Transfer PowerScope, PrimeTime

⚠ WARNING: Installation over a hard surface such as concrete, asphalt, or packed earth may result in serious injury from falls.

Product details, pricing, and availability are subject to change. Visit gameit.com for the most up-to-date information.

PlayLab® Makes the Connection

Our PlayLab® design approach makes it easy to connect components and activities from different product lines for a distinctive play experience.

ModernConnect

Connect your Modern City climber to a PowerScape play system for a unique blend of traditional and modern play.

TriNets


Connect TriNets to a play structure or to one another for more climbing adventures.

VistaConnect®

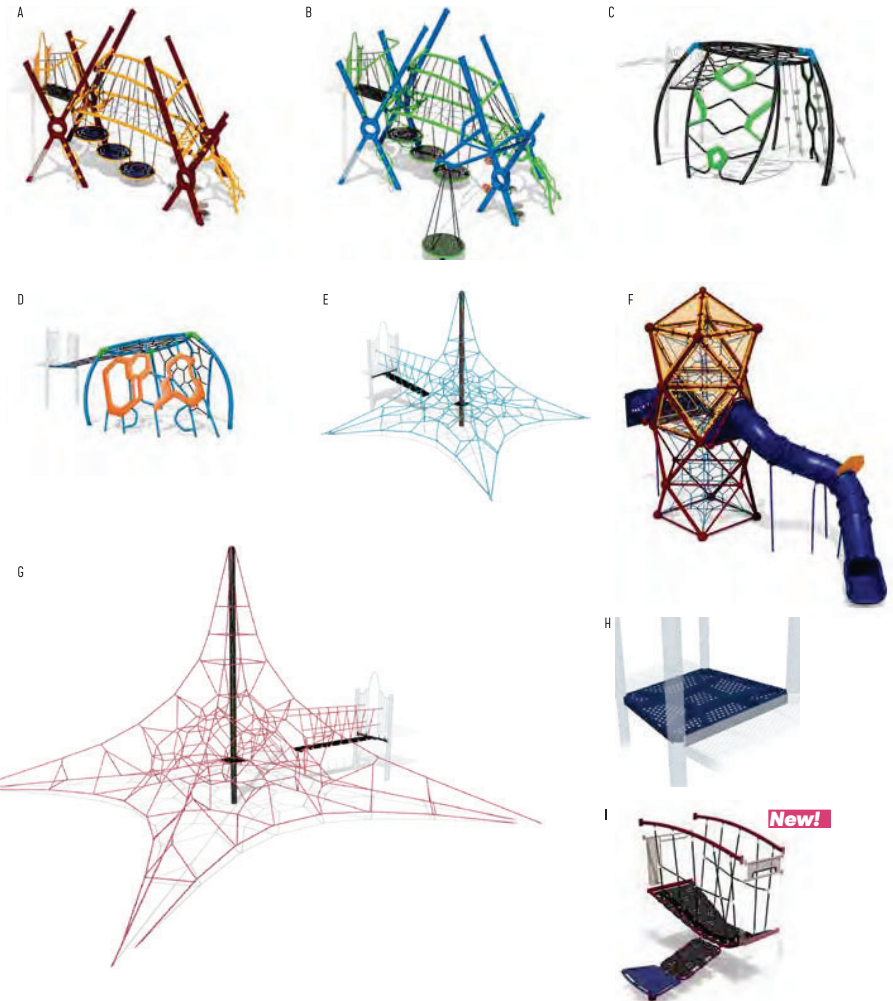
Connect a large climbing net to a composite play structure for additional play value in less space.

Conversion Links

Combine PowerScape and PrimeTime play systems with our innovative links, Conversion Deck and Sentiero Climber. They're perfect for adding one of our towers to a PrimeTime play structure.



⚠ WARNING: Installation over a hard surface such as concrete, asphalt, or packed earth may result in serious injury from falls.



A MCX9NI PowerScape 8' deck | B MCX10NI PowerScape 8' deck | C Large TriNet PowerScape 4' deck | D Medium TriNet PowerScape 4' deck | E VistaSky® Rope Tower 2 (Hybrid) PowerScape 4' deck | F VistaTwist® Tower 1 with Tube PowerScape | G VistaSky® Rope Tower 4 (Hybrid) PowerScape 4' deck | H Conversion Deck PowerScape to PrimeTime | I Sentiero Climber PowerScape to PrimeTime

New!




A Arch Climber PowerScope, PrimeTime | **B Hour Glass Climber** PowerScope, PrimeTime | **C Loop Ladder Climber** PowerScope, PrimeTime | **D Twister Climber** PowerScope, PrimeTime | **E Wavy Tree Climber** PowerScope, PrimeTime | **F Stego Climber** PowerScope, PrimeTime | **G Ergo Climber** PowerScope, PrimeTime | **H Double Bubble Climber** PowerScope, PrimeTime | **I Quiver Climber** PowerScope, PrimeTime | **J TreeTop Traverse** PowerScope, PrimeTime | **K Weeble Climber** PowerScope (NEW), PrimeTime | **L Wrinkle Wall Climber** PowerScope (NEW), PrimeTime | **M Traverse Climber** PrimeTime | **N Ridge Climber** PowerScope, PrimeTime - Single or Double (shown) | **O Leaning Wall Climber** PowerScope, PrimeTime | **P Coral Climber** PowerScope | **Q Chain Net Climber** PowerScope, PrimeTime | **R Wiggle Climber** PrimeTime | **S Splitter** PowerScope, PrimeTime | **T Incline Climber** PowerScope, PrimeTime | **U Wiggle Wobble Climber** PowerScope, PrimeTime | **V Exorior Climber** PowerScope | **W Conlis Climber** PowerScope



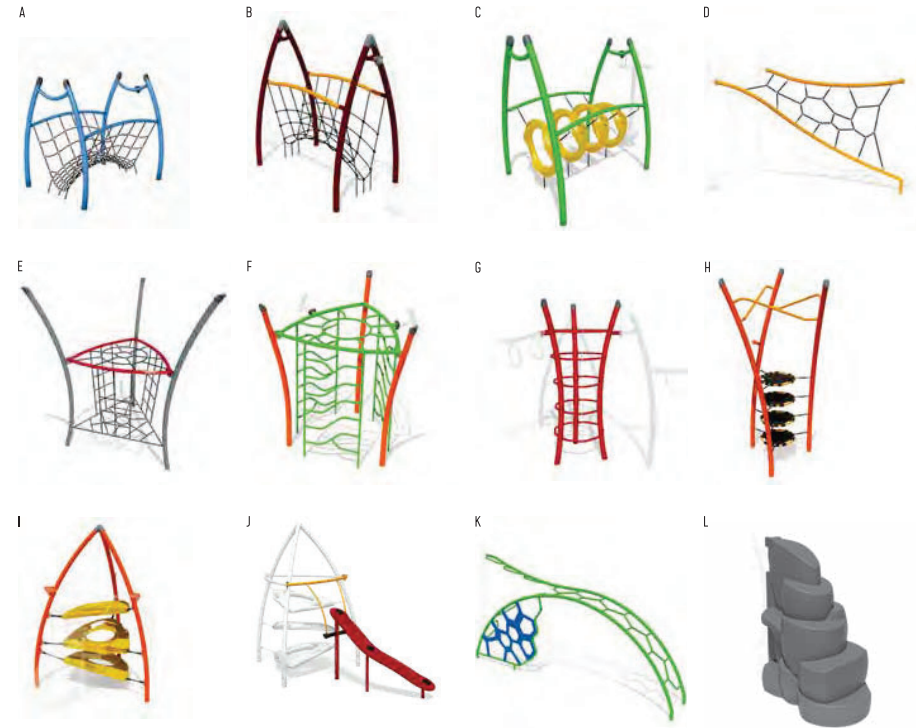
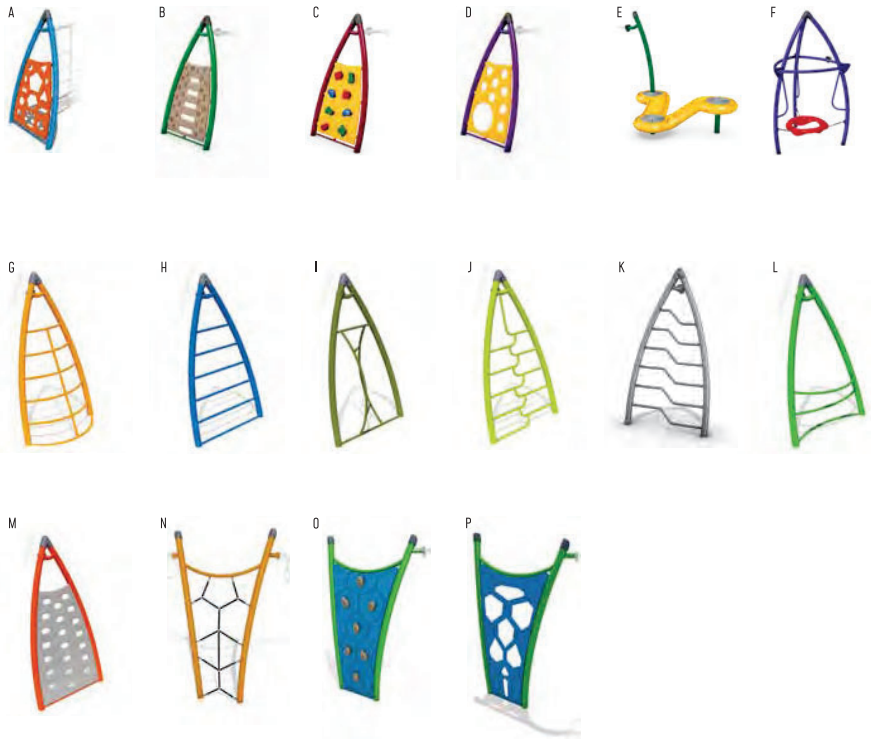
A Bubble Climber PowerScope, PrimeTime | **B Spiral Climber** PowerScope, PrimeTime | **C Tree Climber** PowerScope, PrimeTime | **D Chain Link Climber** PowerScope, PrimeTime | **E Whirlwind Climber** PowerScope, PrimeTime | **F Clover Leaf Climber** PowerScope, PrimeTime | **G Eleo Climber** PowerScope (NEW), PrimeTime | **H Basic Eleo Climber** PowerScope (NEW), PrimeTime | **I Eleo Loop Climber** PowerScope (NEW), PrimeTime | **J Basic Eleo Loop Climber** PowerScope (NEW), PrimeTime | **K Schooner Climber** PowerScope, PrimeTime | **L Plank Climber** PowerScope, PrimeTime | **M Metal Climbing Wall** PowerScope, PrimeTime | **N Circle Climb** PowerScope, PrimeTime | **O Pine Climber** PrimeTime | **P Sprout Climber** PowerScope | **Q Chain Pod Climber** PrimeTime | **R Trillium Vine Climber** PowerScope, PrimeTime | **S Trillium Climber** PowerScope, PrimeTime | **T Vertical Wiggle Climber** PowerScope | **U Olympus Climber - Offset** PowerScope, PrimeTime | **V Edge Climber** PrimeTime | **W Cliff Wall Link** PowerScope, PrimeTime | **X Surge Climber** PowerScope, PrimeTime



A Sentiero Climber PowerScope to PrimeTime | **B** Ascent Climber PowerScope | **C** Falcon's Nest Climber PowerScope | **D** Sky Cube Climber PowerScope | **E** Kokoda Climber PowerScope | **F** Edge Climber - Small PrimeTime | **G** Circle Climb Mini PowerScope | **H** Trellis Climber PowerScope, PrimeTime | **I** Razor Climber PowerScope | **J** Spectacle Climber PrimeTime | **K** Erratic Climber PowerScope, PrimeTime | **L** Twisted Rail Climber PowerScope, PrimeTime | **M** ECHO HDPE Attachment PrimeTime | **N** Camber Climber PowerScope | **O** Vertical Net Climber PowerScope | **P** Olympus Climber PowerScope, PrimeTime | **Q** Scramble Up Climber PowerScope, PrimeTime | **R** Sky Cast Climber PowerScope | **S** Overlook Cable Climber PowerScope | **T** Overlook Climber PowerScope



A Twisted Ladders (FitKid) PowerScope | **B** Sway Station (FitKid) PowerScope | **C** Floating Boards (FitKid) PowerScope | **D** Central Hub (FitKid) PowerScope | **E** Mountain Climber (FitKid) PowerScope | **F** Ledge Climber (FitKid) PowerScope | **G** Leaning Ladders (FitKid) PowerScope | **H** Get A Grip (FitKid) PowerScope | **I** Conifer Climber PowerScope | **J** Spiral Step Climber PowerScope, PrimeTime | **K** Corner Vine Climber PowerScope | **L** Vine Climber PowerScope - Single or Double (shown) | **M** RockScope® Climbers PowerScope, PrimeTime | **N** River Rock® Climber PowerScope, PrimeTime | **O** Butterfly Climber PowerScope, PrimeTime | **P** Toad Stools PowerScope, PrimeTime | **Q** Pod Climber PowerScope, PrimeTime



A Shapes Climbing Wall Xscape 2 to 5 | **B** ABC Wall Xscape 2 to 5 | **C** Rock Climbing Wall Xscape 2 to 5 | **D** Bubble Climbing Wall Xscape 2 to 5 | **E** Stratus Climber Xscape 2 to 5 | **F** Triton® Xscape 2 to 5 | **G** Sail Climbing Wall Xscape 2 to 5 or 5 to 12 (shown) | **H** Ladder Climbing Wall Xscape 2 to 5 or 5 to 12 (shown) | **I** DNA Climbing Wall Xscape 2 to 5 or 5 to 12 (shown) | **J** Laced Climbing Wall Xscape 2 to 5 or 5 to 12 (shown) | **K** Symmetric Climbing Wall Xscape 2 to 5 or 5 to 12 (shown) | **L** Hangout Climbing Wall Xscape 2 to 5 or 5 to 12 (shown) | **M** Oval Climbing Wall Xscape 2 to 5 or 5 to 12 (shown) | **N** U-Frame with Hex Net Xscape 5 to 12 - Left, Right, 2-Way | **O** Rock Climber Xscape 5 to 12 - Left, Right, 2-Way | **P** Tron Climber Xscape 5 to 12 - Left, Right, 90 degrees

A Web Walk Xscape 2 to 5 | **B** Web Walk Xscape 5 to 12 | **C** Wormhole Xscape 2 to 5 or 5 to 12 (shown) | **D** Erratic Link with Hex Net Xscape 5 to 12 | **E** Heliocentrix® Xscape 5 to 12 | **F** Geo Centrix Xscape 5 to 12 | **G** Vessel Xscape 5 to 12 - 1 Way, 2-Way, 3-Way | **H** The Hive Xscape 5 to 12 - 1 Way, 2-Way, 3-Way | **I** Triton® Xscape 5 to 12 | **J** AstroRail® Climber Xscape 2 to 5 or 5 to 12 (shown) | **K** Splitter with Crag Climber Xscape 5 to 12 | **L** RockScape® Xscape 5 to 12



A Chinning Bars PowerScape, PrimeTime | **B** Turning Bar PowerScape, PrimeTime | **C** Cruise Rails Xscape 2 to 5 or 5 to 12 (shown) | **D** Therapeutic Rings PowerScape, PrimeTime | **E** Upper Body Trainer PowerScape, PrimeTime | **F** Accessible Overhead PowerScape - Ground-level, accessible design | **G** Straight Horizontal Ladder PowerScape, PrimeTime - Shown with optional ladder | **H** "S" Horizontal Ladder PowerScape, PrimeTime - "S" and Reverse "S" configurations - Shown with optional ladder | **I** Ladder Loop Link PowerScape, PrimeTime | **J** Ladder Loop PowerScape, PrimeTime - Shown with optional ladder | **K** "S" Trapeze Ring PowerScape - Shown with optional ladder | **L** Wild Goose Loop Ladder PowerScape | **M** Overhead Tree Climber PowerScape, PrimeTime - Shown with optional ladder | **N** Crunch Bar PowerScape, PrimeTime



A Trapezoid Overhead Xscape 5 to 12 - 60 degree (shown) or 90 degree | **B** Stretched Trapezoid Overhead Xscape 5 to 12 - 60 degree or 90 degree (shown) | **C** Stretched Loop Ladder Xscape 5 to 12 | **D** Arched Loop Ladder Xscape 5 to 12 | **E** Inverted Loop Ladder Xscape 5 to 12 | **F** Trapeze Rings Xscape 5 to 12 | **G** Arched Trapeze Rings Xscape 5 to 12 | **H** Inverted Trapeze Rings Xscape 5 to 12 | **I** Tri Ladder Xscape 5 to 12 | **J** Compact Stego Rail Xscape 5 to 12 | **K** Compact Ziggy Rail Xscape 5 to 12 | **L** ConnectScape Climber Xscape 5 to 12 | **M** Xscape Connector Xscape 5 to 12, Modern City | **N** X-Connector PowerScape, PrimeTime



A Straight Tube Slide PowerScope | **B** Quick "L" Tube Slide PowerScope | **C** Quick "S" Tube Slide PowerScope | **D** "S" Tube Slide PowerScope |
E Sky-Hi Spiral Tube Slide PowerScope | **F** WilderTube "L" PowerScope | **G** WilderTube Quick "S" PowerScope | **H** WilderTube Straight PowerScope |
I WilderTube Quick "L" PowerScope | **J** WilderTube Reverse Quick "L" PowerScope | **K** WilderSlide II PowerScope, PrimeTime |
L Double WilderSlide II PowerScope, PrimeTime | **M** Triple WilderSlide II PowerScope, PrimeTime | **N** WilderSlide II Over and Under PowerScope, PrimeTime |
O WilderSlide II Triple with Spiral PowerScope, PrimeTime



A 8' WilderTube Quick "S" with Everybody Plays Slide and Go PowerScope |
B 6' WilderTube Quick "S" with Everybody Plays Slide and Go PowerScope |
C 8' WilderTube Quick "S" with Everybody Plays Slide and Go PowerScope |
D Over N Under Wilderslide II Curve with Everybody Plays Slide and Go PowerScope |
E Double Twin Spiral Wilderslide II with Everybody Plays Slide and Go PowerScope |
F Double w/Spiral Wilderslide II with Everybody Plays Slide and Go PowerScope |
G Over N Under Wilderslide II Squiggle with Everybody Plays Slide and Go PowerScope |
H Single Spiral Slide with Everybody Plays Slide and Go PowerScope |